

How popular is Donald Trump?

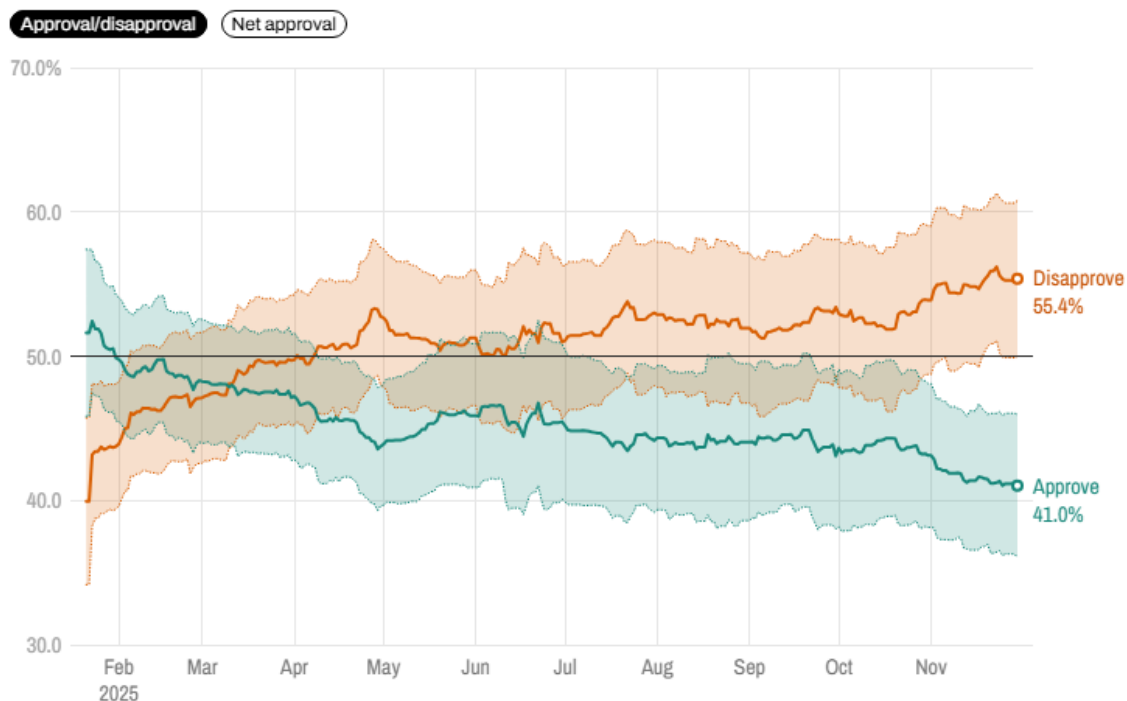
di Nate Silver e Eli McKown-Dawson

So, just how popular is Trump?

Our default average reflects a combination of all polls, whether conducted among adults, registered voters or likely voters. If a pollster releases multiple versions of the same survey, we use the all-adult version of the poll before the registered voter version.² This is because all Americans have a say in how popular the president is — whether or not they vote.

Do Americans **approve** or **disapprove** of Donald Trump?

An updating polling average of Donald Trump's approval rating and disapproval rating in his second term, accounting for each poll's quality, recency, sample size, and partisan lean



Note: 90% of polls are projected to fall within the shaded regions.
Updated November 30, 2025 at 11:06 PM • [Get the data](#) • [Download image](#)

The polls: What do the surveys say?

Inevitably, there's a lot of disagreement from survey to survey, not just because of [statistical variation](#) but because pollsters have [long had trouble pegging down Trump's popularity](#) — and [often underestimated it](#). So you can see all the numbers here and how house effects work in the model. You can also [click here to download every Trump approval poll in our database](#) — including some additional details not shown in the chart below.

Each poll gets an “influence” score based on its pollster rating, its sample size, its recency, and how often a pollster is publishing numbers.³ Sometimes, surveys with mediocre pollster ratings have more weight in the model just because they were conducted very recently or polled more people.

Polls included in our Trump approval average

The polls on Donald Trump's approval rating used in our average and how influential they are. Click the buttons below to switch between the raw results and adjusted results

Raw results **Adjusted results**

Search in table Page 1 of 70 >

| Dates | Pollster | Sample | Influence | Approve | Disapprove | Net |
|---------------------|---|----------|-----------|---------|------------|------|
| 11/19 - 11/20, 2025 | J.L. Partners <small>Sponsor: Daily Mail</small> | 1,296 RV | 0.97 | 41% | 49% | -8% |
| 11/20 - 11/21, 2025 | InsiderAdvantage | 800 LV | 0.97 | 44% | 49% | -5% |
| 11/14 - 11/17, 2025 | Beacon Research/Shaw & Co. Research <small>Sponsor: FOX News</small> | 1,005 RV | 0.85 | 41% | 58% | -17% |
| 11/19 - 11/25, 2025 | Rasmussen Reports | 1,500 LV | 0.79 | 47% | 51% | -4% |
| 11/17 - 11/20, 2025 | American Research Group | 1,100 A | 0.70 | 35% | 62% | -27% |
| 11/13 - 11/17, 2025 | Echelon Insights | 1,051 LV | 0.69 | 42% | 57% | -15% |
| 11/3 - 11/25, 2025 | Gallup | 1,321 A | 0.64 | 36% | 60% | -24% |
| 11/21 - 11/24, 2025 | YouGov <small>Sponsor: Economist</small> | 1,677 A | 0.63 | 38% | 57% | -19% |
| 11/10 - 11/17, 2025 | The Argument/Verasight | 1,508 RV | 0.60 | 42% | 56% | -14% |
| 11/21 - 11/23, 2025 | Morning Consult | 2,200 RV | 0.57 | 45% | 52% | -7% |

Note: LV indicates likely voters, RV indicates registered voters, V indicates voters, and A indicates U.S. adults. We adjust the weights for daily tracking polls so interviews are not double-counted.

Updated November 30, 2025 at 11:06 PM • [Get the data](#) • [Download image](#)

**SILVER
BULLETIN**

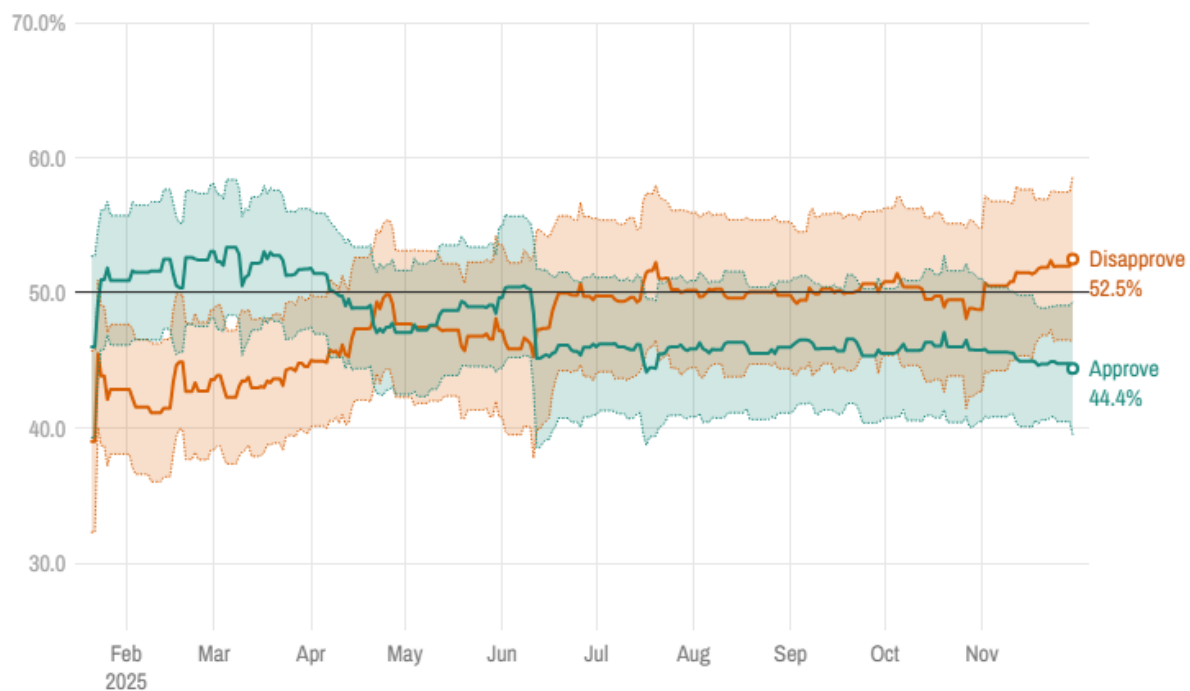
The issues: What do Americans think of Trump's policies?

Pollsters don't just ask about Trump's overall job approval, they also ask about how well he's dealing with different issues. We're tracking how the public feels about Donald Trump's handling of some of the most salient topics: the economy, immigration, trade and tariffs, and the cost of living.

Do Americans **approve** or **disapprove** of how Trump handles **immigration**?

An updating polling average of Donald Trump's approval rating and disapproval rating **immigration**, accounting for each poll's quality, recency, sample size, and partisan lean. Use the buttons below to see the average for different issues

Immigration Economy Trade Inflation

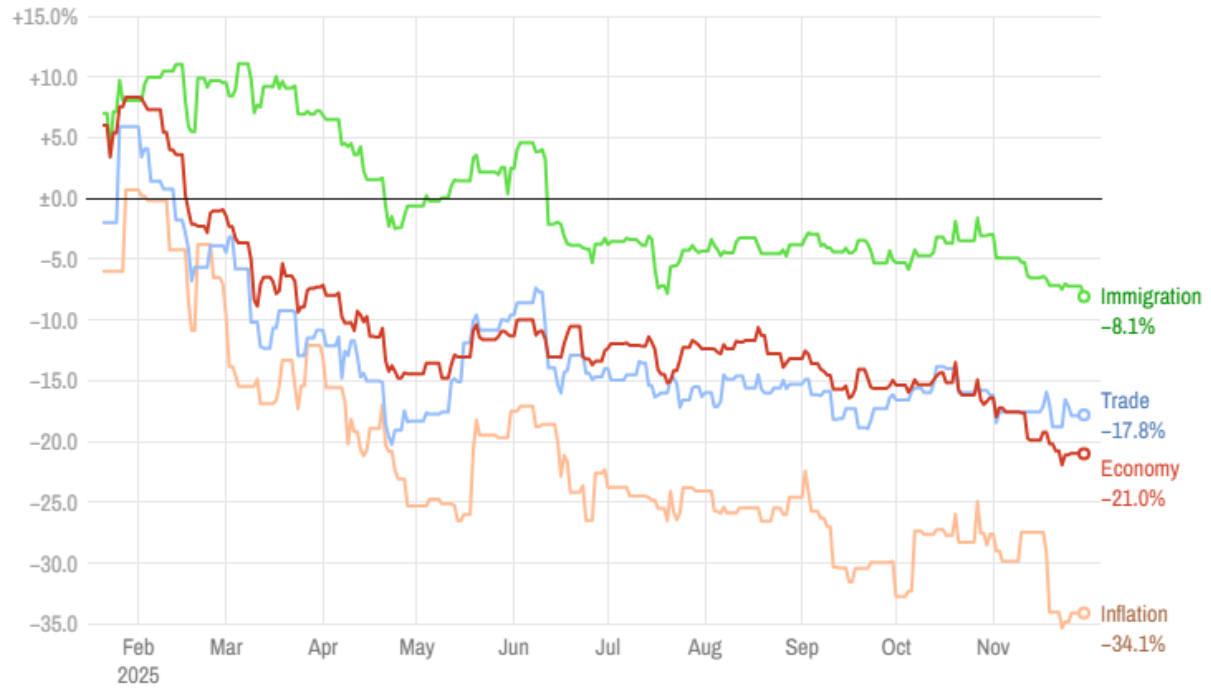


Note: 90% of polls are projected to fall within the shaded regions.
Updated November 30, 2025 at 11:06 PM • [Get the data](#) • [Download image](#)

**SILVER
BULLETIN**

Trump's net approval rating on the issues

An updating polling average of Donald Trump's net approval rating on immigration, the economy, trade, and inflation, accounting for each poll's quality, recency, sample size, and partisan lean



Updated November 30, 2025 at 11:06 PM • [Get the data](#) • [Download image](#)

**SILVER
BULLETIN**

Immigration approval polls included in our average

The polls on Donald Trump's approval rating on immigration used in our average and how influential they are. Click the buttons below to switch between approval polls for different issues

Immigration
Economy
Trade
Inflation

Search in table

Page 1 of 27 >

| Dates | Pollster | Sample | Influence | Approve | Disapprove | Net |
|---------------------|--|----------|-----------|---------|------------|------|
| 11/19 - 11/20, 2025 | <u>RMG Research</u> <i>Sponsor: Napolitan News Service</i> | 1,000 RV | 0.95 | 47% | 52% | -5% |
| 11/14 - 11/17, 2025 | <u>Beacon Research/Shaw & Co. Research</u> <i>Sponsor: FOX News</i> | 1,005 RV | 0.93 | 46% | 53% | -7% |
| 11/19 - 11/21, 2025 | <u>YouGov</u> <i>Sponsor: CBS News</i> | 2,489 A | 0.93 | 45% | 55% | -10% |
| 11/21 - 11/23, 2025 | <u>Morning Consult</u> | 2,200 RV | 0.77 | 48% | 43% | +5% |
| 11/13 - 11/17, 2025 | <u>Echelon Insights</u> | 1,051 LV | 0.76 | 47% | 52% | -5% |
| 11/3 - 11/25, 2025 | <u>Gallup</u> | 1,321 A | 0.71 | 37% | 62% | -25% |
| 11/15 - 11/17, 2025 | <u>YouGov</u> <i>Sponsor: Economist</i> | 1,549 A | 0.53 | 44% | 51% | -7% |
| 11/5 - 11/12, 2025 | <u>Marquette University Law School</u> | 1,052 A | 0.50 | 45% | 55% | -10% |
| 11/14 - 11/17, 2025 | <u>Ipsos</u> <i>Sponsor: Reuters</i> | 1,017 A | 0.48 | 41% | 51% | -10% |
| 11/12 - 11/14, 2025 | <u>Verasight</u> <i>Sponsor: Strength in Numbers</i> | 2,038 A | 0.45 | 46% | 50% | -4% |

Note: LV indicates likely voters, RV indicates registered voters, V indicates voters, and A indicates U.S. adults. We adjust the weights for daily tracking polls so interviews are not double-counted.

Updated November 30, 2025 at 11:06 PM • [Get the data](#) • [Download image](#)

SILVER BULLETIN

The deep dive

We also have a few features we're reserving for paying subscribers:

- How do Trump's approval ratings compare to every past president since Truman?
- How many voters *strongly* approve or disapprove of Trump?
- What are Trump's numbers in only polls of adults or only polls of likely and registered voters?

You can find all of that, plus downloadable data on every president's approval rating every day since 1945, down below.