

FOR RELEASE FEBRUARY 7, 2025

# Public Anticipates Changes With Trump but Is Split Over Whether They Will Be Good or Bad

*55% of Republicans say GOP congressional leaders do not have an obligation to support Trump's policies and programs if they disagree with him*

**FOR MEDIA OR OTHER INQUIRIES:**

Jocelyn Kiley, Senior Associate Director, Research  
Nida Asheer, Senior Communications Manager

202.419.4372

[www.pewresearch.org](http://www.pewresearch.org)

**RECOMMENDED CITATION**

Pew Research Center, February 2025, "Public Anticipates Changes With Trump but Is Split Over Whether They Will Be Good or Bad"

## About Pew Research Center

Pew Research Center is a nonpartisan, nonadvocacy fact tank that informs the public about the issues, attitudes and trends shaping the world. It does not take policy positions. The Center conducts public opinion polling, demographic research, computational social science research and other data-driven research. It studies politics and policy; news habits and media; the internet and technology; religion; race and ethnicity; international affairs; social, demographic and economic trends; science; research methodology and data science; and immigration and migration. Pew Research Center is a subsidiary of The Pew Charitable Trusts, its primary funder.

© Pew Research Center 2025

## How we did this

Pew Research Center conducted this study to understand Americans' views of Donald Trump, his presidency and his administration.

For this analysis, we surveyed 5,086 adults from Jan. 27 to Feb. 2, 2025. Everyone who took part in this survey is a member of the Center's American Trends Panel (ATP), a group of people recruited through national, random sampling of residential addresses who have agreed to take surveys regularly. This kind of recruitment gives nearly all U.S. adults a chance of selection. Surveys were conducted either online or by telephone with a live interviewer. The survey is weighted to be representative of the U.S. adult population by gender, race, ethnicity, partisan affiliation, education and other factors. [Read more about the ATP's methodology.](#)

Here are the [questions used for this report](#), the [topline](#) and the survey [methodology](#).

# Public Anticipates Changes With Trump but Is Split Over Whether They Will Be Good or Bad

*55% of Republicans say GOP congressional leaders do not have an obligation to support Trump's policies and programs if they disagree with him*

Less than a month into Donald Trump's return to the White House, the American public is evenly divided over the impact his new administration will have on the federal government: 41% say Trump's administration will improve the way the federal government works, and 42% say it will make things worse.

And while Trump is a familiar figure in political life, the number and scope of his [executive actions](#) in these first few weeks have still defied many Americans' expectations:

- For nearly three-in-ten adults (28%), his actions so far have been better than expected.
- But for a larger share (35%), his actions have been worse than expected.
- Another 36% say his early actions have been what they expected.

**Related:** [What Americans think about Trump's immigration actions early in his second term](#)

Echoing partisan divisions during much of Trump's first term in office, Republicans are upbeat about Trump's actions and agenda, but Democrats find little to like:

- 67% of Republicans – including those who lean to the GOP – support *all or most* of Trump's plans and policies. In contrast, 84% of Democrats and Democratic leaners support *few or none*.

## Many Americans say Trump will make government better, but as many say he will make it worse

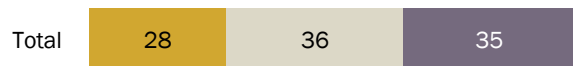
*% who say Donald Trump will make the way the federal government works in Washington ...*

■ Better ■ About equally better and worse ■ Worse



*Would you say the Trump administration's actions so far have been \_\_\_ you expected?*

■ Better than ■ About what ■ Worse than



Note: No answer responses are not shown.

Source: Survey of U.S. adults conducted Jan. 27-Feb. 2, 2025.

PEW RESEARCH CENTER

- About three-quarters of Republicans (76%) say Trump will *improve* the way the federal government works. A nearly identical share of Democrats (78%) say he'll *make it worse*.
- Just over half of Republicans (53%) say Trump's recent actions have been *better* than they expected, while six-in-ten Democrats (60%) say they've been *worse* than expected.

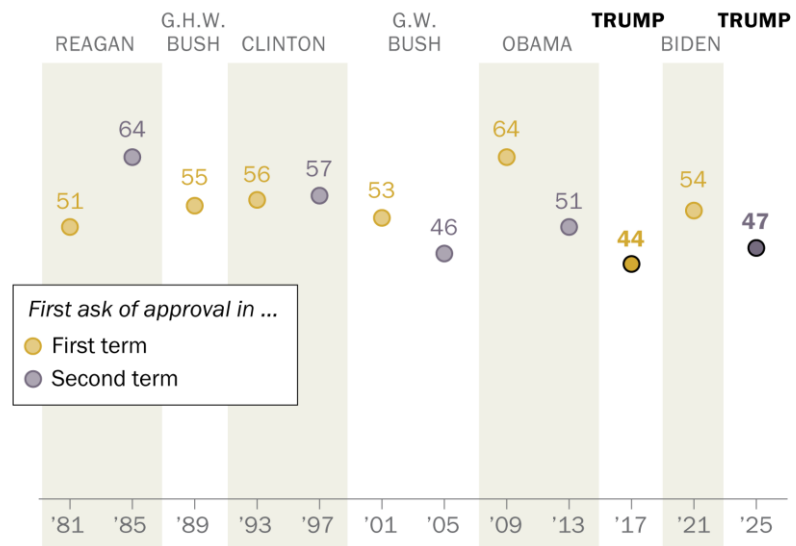
The latest national survey by Pew Research Center – conducted Jan. 27-Feb. 2 among 5,086 adults – finds that 47% of Americans currently approve of Trump's job performance. This is a higher approval rating for Trump than at any point during his first term.

Still, his post-inauguration approval rating is lower than that of most other presidents dating back to Ronald Reagan. (The exception is George W. Bush's early second-term rating, which was on par with Trump's current rating.)

[Visit Chapter 1 for more on Trump's approval rating.](#)

### Trump's second-term approval begins higher than his first – but lower than most of his predecessors

In surveys conducted shortly after inauguration, % who **approve(d)** of the job each is (was) doing as president ...



Note: See topline for full trend. Data for Trump and Biden from Pew Research Center American Trends Panel surveys. Data for Obama, W. Bush, Clinton and H.W. Bush from Pew Research Center telephone surveys. Reagan trends from Gallup surveys. Source: Survey of U.S. adults conducted Jan. 27-Feb. 2, 2025.

PEW RESEARCH CENTER

## Views of Trump's traits, qualities

Overall, the public expresses mixed to low confidence in Trump on [several characteristics](#). More are confident in Trump's leadership skills and mental fitness than in him to act ethically in office, respect the country's democratic values or pick good advisers.

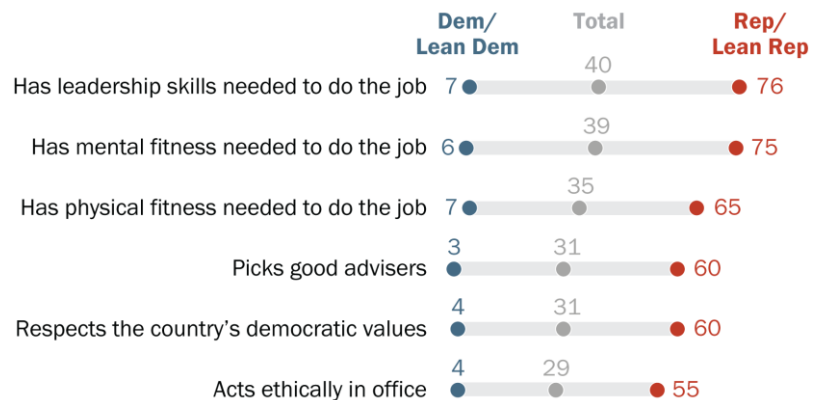
As in the past, most Republicans express high levels of confidence in Trump on all six dimensions, while Democrats have little to no confidence in him on any of them.

Republicans are particularly confident in Trump's leadership skills and in his mental fitness to do the job. They are somewhat less confident in Trump on the other dimensions, but the shares expressing confidence in his ethics and staffing choices are higher than [they were a year ago](#).

For example, in April 2024, 46% of Republicans and GOP leaners said they were confident in Trump to act ethically in office. Today, 55% of Republicans say this. The share who say he picks good advisers is also up (50% then vs. 60% today).

### More are confident Trump has leadership skills to do the job than that he acts ethically in office

*% who are extremely or very confident Trump ...*



Source: Survey of U.S. adults conducted Jan. 27-Feb. 2, 2025.

PEW RESEARCH CENTER

## Little appetite among either Republicans or Democrats for cross-party compromise

With the Republican Party in control of the presidency, Senate and House, 61% of Republicans want to see Trump stand up to Democratic congressional leaders on issues – even if it makes it harder to address critical problems facing the country. A smaller share (38%) say he should try his best to work with them.

Seven-in-ten Democrats place a higher priority on their congressional leadership standing up to Trump on issues rather than on working with him to accomplish things.

### Most Republicans and Democrats prioritize ‘standing up’ to the other side over efforts to find compromise

*% of Rep/Lean Rep who say this year, Trump should ...*

Try as best he can to work with Dem. congressional leaders to accomplish things, even if it means disappointing some of his voters

38

Stand up to Dem. leaders on issues that are important to his voters, even if it means it’s harder to address critical problems facing the country

61

*% of Dem/Lean Dem who say this year, Democratic congressional leaders should ...*

Try as best they can to work with Trump to accomplish things, even if it means disappointing some Dem. voters

29

Stand up to Trump on issues important to Dem. voters, even if it’s harder to address critical problems facing the country

70

Note: No answer responses are not shown.

Source: Survey of U.S. adults conducted Jan. 27-Feb. 2, 2025.

PEW RESEARCH CENTER

Historically, those affiliated with the president’s party tend to be more open to compromise than those who support the opposing party. There is less appetite for compromise among Republicans today than there was among Democrats during [Biden’s presidency](#).

## Other findings: GOP loyalty, views of Trump’s long-term success, agenda and Jan. 6 pardons

**A majority of Republicans say their own congressional representatives are *not* obligated to support Trump’s policies if they disagree with him.** While Republicans largely back Trump’s plans and policies, 55% say GOP representatives in Congress do not have to support the president when they disagree.

**Nearly half of Democrats (46%) say they support *none* of Trump’s plans and policies.** Another 38% of Democrats say they support “only a few” of them. Among Republicans, 67% say they support all (18%) or most (49%) of Trump’s agenda.

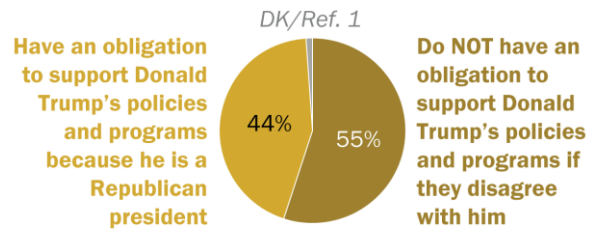
**The public is split on whether Trump will be a successful president.** Roughly a third of the public (35%) says Trump will be a successful president in the long run. A third of Americans say he will be unsuccessful. Today, 31% say it is too early to tell – far smaller than the share who said this at the start of Trump’s first term in 2017.

*[Jump to read more about expectations and reactions to Trump’s presidency in Chapter 1.](#)*

---

### Majority of GOP says Republicans in Congress are not obligated to support Trump’s policies if they disagree

% of **Rep/Lean Rep** who say that Republicans in Congress ...



Source: Survey of U.S. adults conducted Jan. 27-Feb. 2, 2025.

PEW RESEARCH CENTER

---

### Republican satisfaction with the state of the country surges, while Democratic satisfaction drops.

Nearly two-thirds of Republicans (65%) now say they are satisfied with the way things are going in the country – up from 35% shortly after the election in November, and much higher than the roughly one-in-ten who expressed satisfaction throughout most of Biden’s presidency. Conversely, just 12% of Democrats are now satisfied with the state of the nation, down from 24% in November and 38% before the election.

And while about nine-in-ten Republicans (89%) expect 2025 to be better than 2024, roughly eight-in-ten Democrats (78%) expect it will be worse.

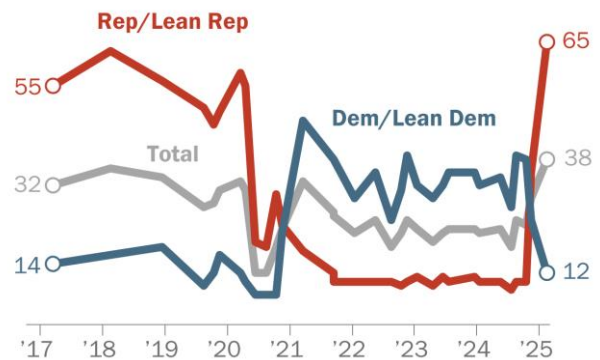
**Nearly eight-in-ten Republicans approve of Trump’s pardons for those convicted of *nonviolent* crimes related to Jan. 6, 2021.** But fewer than half (45%) approve of pardoning those convicted of *violent* crimes. Democrats overwhelmingly disapprove of the pardons for both groups.

Partisan opinions are reversed for Biden’s pardons of U.S. House Jan. 6 committee members and staff and the police officers who testified before the committee (72% of Democrats vs. 22% of Republicans approve of those pardons).

For more on presidential pardons related to Jan. 6, 2021, [visit Chapter 1.](#)

### GOP satisfaction with the country spikes as Democratic satisfaction falls

% who say they are *satisfied* with the way things are going in the country today



Source: Survey of U.S. adults conducted Jan. 27-Feb. 2, 2025.

PEW RESEARCH CENTER

## 1. Trump's second term: Early ratings and expectations

Americans are deeply divided over Donald Trump's plans and the way he is handling his job in the early weeks of his return to the presidency.

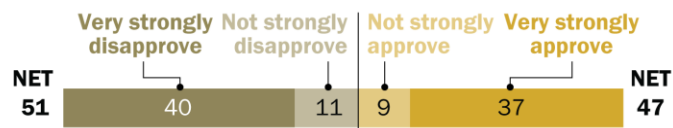
Overall, 47% of U.S. adults approve of how Trump is handling his job as president, while 51% say they disapprove. And most of these views are strongly held: 37% *strongly approve* of his performance, while 40% *strongly disapprove*.

Roughly a third (35%) say they support all or most of Trump's policies and plans, with 17% saying they support some of them. Nearly half of adults (47%) say they support only a few or none of his plans.

Most Americans (73%), including majorities of both Republicans and Democrats, say Trump has clear goals for where he wants to lead the country. But Republicans are more likely to say he'll be successful at achieving those goals.

### Americans starkly divided over Trump's performance so far, his policies and plans

% who \_\_\_ of the way Trump is handling his job as president



% who say they support \_\_\_ of Trump's policies and plans



Note: No answer responses are not shown.

Source: Survey of U.S. adults conducted Jan. 27-Feb. 2, 2025.

PEW RESEARCH CENTER

**How does Trump’s approval so far stack up against his first term?**

Trump’s current 47% approval rating is higher today than it was at the beginning of his first term in office.

His rating is also higher than at any other point in his first four-year term, and far higher than when he left office in early 2021 (Trump’s approval [fell to 29%](#) in the wake of the 2020 presidential election and his rejection of its results).

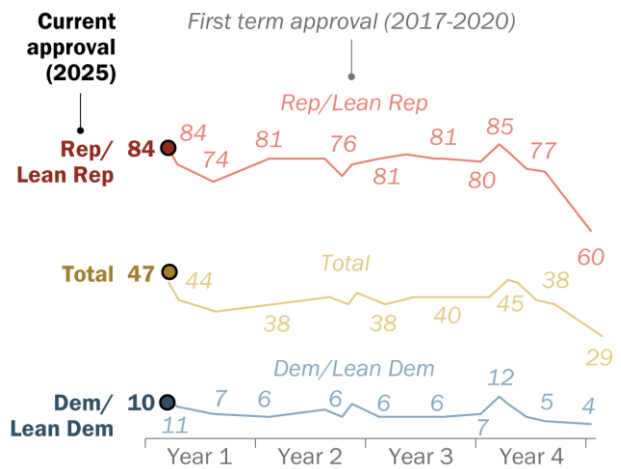
**Trump’s job ratings remain as polarized by party as ever:**

- 84% of Republicans and Republican-leaning independents currently approve of the job Trump is doing.
- By comparison, just 10% of Democrats and Democratic leaners approve of Trump’s job performance.

The current partisan gap in Trump’s approval ratings is on par with much of his first term, though wider than in the last weeks of his term (when 60% of Republicans approved of his job performance).

**Trump’s current approval rating higher than at any point in first term**

*% who approve of the way Trump is handling his job as president*



Source: Survey of U.S. adults conducted Jan. 27-Feb. 2, 2025.

PEW RESEARCH CENTER

### Trump’s job approval among demographic groups

Today, Trump’s job approval stands at 47%, including 37% who say they *strongly approve* of the way he is handling his job as president. About half of Americans (51%) say they disapprove of Trump’s job performance so far, including four-in-ten who say they *strongly disapprove*.

Trump’s ratings are *more positive than negative* among:

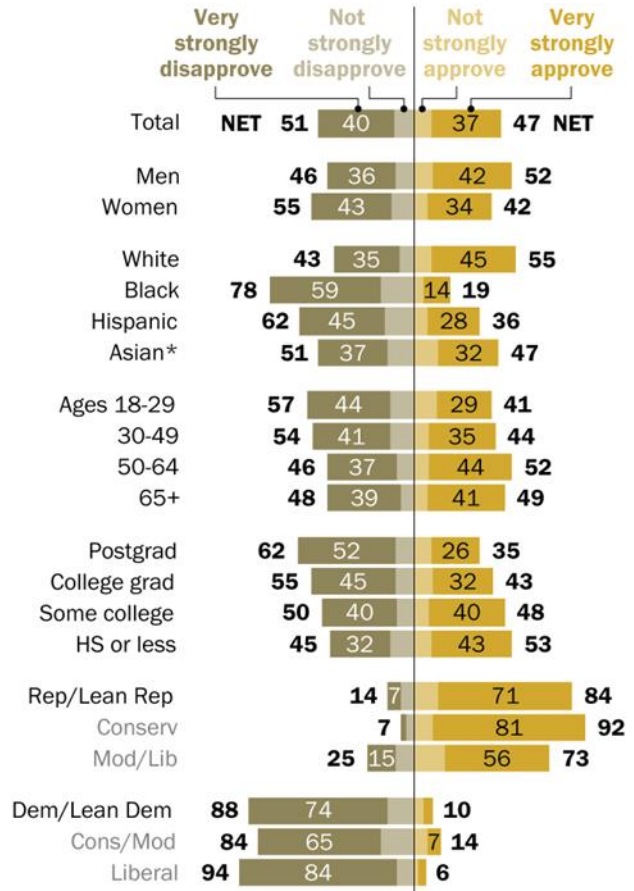
- Men (52% approve)
- White adults (55%)
- Adults 50 years and older (51%)
- High school diploma or less (53%)

Trump’s ratings are *more negative than positive* among:

- Women (42% approve)
- Black adults (19%)
- Hispanic adults (36%)
- Under 50 years old (43%)
- College degree or more (40%)

### Most Americans across demographic groups say they feel ‘strongly’ about Trump’s job performance

% who \_\_\_ of the way Trump is handling his job as president



Note: No answer responses are not shown.  
Source: Survey of U.S. adults conducted Jan. 27-Feb. 2, 2025.

PEW RESEARCH CENTER

## Trump's personal traits, skills, fitness for office

The public offers mixed assessments of Trump's personal traits – including his leadership skills, mental fitness and physical fitness.

- 40% of Americans are extremely or very confident Trump has the leadership skills to do the job, while 43% are not too or not at all confident he does (16% are somewhat confident).
- Similarly, 39% have high confidence in Trump's mental fitness for the presidency, while 44% have little or no confidence in this and 16% have some.
- And while 35% are extremely or very confident Trump is physically fit for the job, 41% are not too or not at all confident of this (24% express some confidence).

---

### More say Trump has leadership skills, mental and physical fitness for the presidency than say he acts ethically or respects U.S. democratic values

*% who say they are \_\_\_ confident that Trump ...*

|                                            | NET<br>Extremely/<br>Very | Somewhat | NET<br>Not too/<br>Not at all |
|--------------------------------------------|---------------------------|----------|-------------------------------|
| Has leadership skills needed to do the job | 40                        | 16       | 43                            |
| Has mental fitness needed to do the job    | 39                        | 16       | 44                            |
| Has physical fitness needed to do the job  | 35                        | 24       | 41                            |
| Picks good advisers                        | 31                        | 18       | 51                            |
| Respects the country's democratic values   | 31                        | 16       | 53                            |
| Acts ethically in office                   | 29                        | 17       | 54                            |

Note: No answer responses are not shown.

Source: Survey of U.S. adults conducted Jan. 27-Feb. 2, 2025.

PEW RESEARCH CENTER

---

On the three other dimensions asked about on the survey (choosing good advisers, acting ethically in office and respect for U.S. democratic values), substantially more Americans express little or no confidence in Trump than say they are extremely or very confident in him.

- 29% of Americans are at least very confident he acts ethically in office. A majority (54%) are not too or not at all confident he does.
- 31% are extremely or very confident he respects the country's democratic values. A 53% majority lacks confidence in Trump on this trait.
- 31% are confident he picks good advisers, while 51% have little or no confidence that he does.

**Republicans’ views of some of Trump traits more positive than during 2024 campaign**

Public perceptions of Trump on several personal traits have improved slightly since last year – driven by shifting views among Republicans. Democrats’ views of Trump’s personal traits are essentially unchanged over this period.

*Among Republicans*

Today, a majority of Republicans are at least very confident in Trump across all six traits asked about on the survey. In particular, Republicans express a great deal of confidence when it comes to his leadership skills (76%), mental fitness (75%) and physical fitness (65%).

Smaller majorities of Republicans express confidence that he acts ethically in office (55%), picks good advisers (60%) or respects the country’s Democratic values (60%).

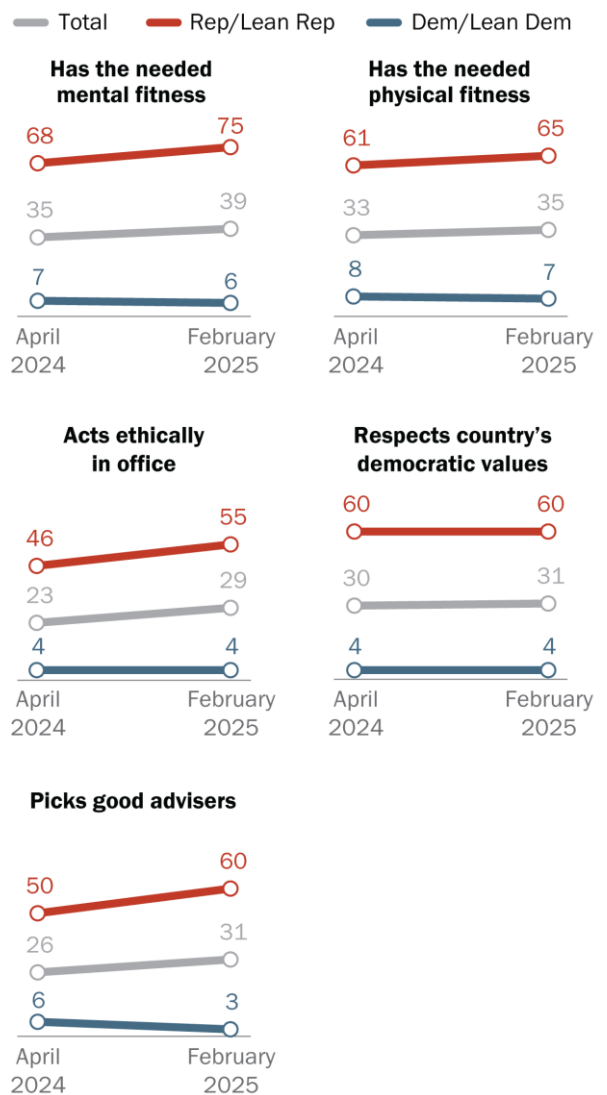
Still, Republican confidence that Trump acts ethically and picks good advisers is higher than it was in April 2024.

*Among Democrats*

Democrats express little to no confidence in Trump on any of the dimensions asked about on the survey. These views are nearly identical to Democratic opinion in April 2024.

**Republicans express more confidence in Trump on several traits than they did in April 2024**

% who say they are *extremely or very* confident that Trump ...



Source: Survey of U.S. adults conducted Jan. 27-Feb. 2, 2025.

PEW RESEARCH CENTER

## Will Trump be a successful or unsuccessful president in the long run?

Americans are divided in their views of whether the Trump administration will be successful in the long run.

While 35% say they think Trump will be successful in the long run, a similar share (33%) say they think he will be unsuccessful. Roughly three-in-ten (31%) say it is still too early to tell whether he will be successful.

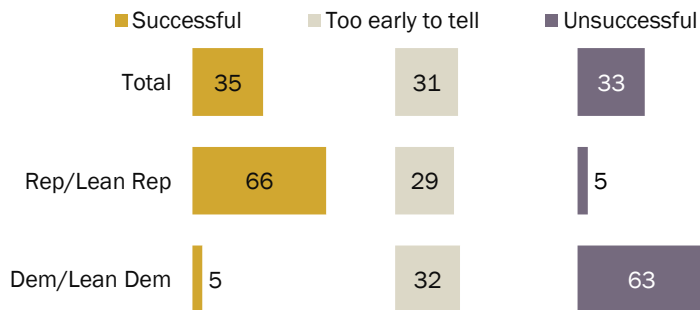
In a Center phone survey from [January 2017, at the start of Trump's first administration](#), most Americans (58%) said it was too early to tell whether or not he would be a successful president. About equal shares predicted he would be successful (21%) as said he'd be unsuccessful (20%).

Today, far smaller shares say it is too early to tell what kind of president Trump will be – though those who offer a prediction remain divided about whether he will be successful or unsuccessful.

As has long been the case for presidents, partisans have very different predictions: About two-thirds of Republicans say Trump will be successful, while 63% of Democrats say he will be unsuccessful. The reverse was true when Joe Biden took office.

### Americans are split over whether Trump will be successful in office

*% who say Trump will be a(n) \_\_\_ president in the long run*



Note: No answer responses are not shown.

Source: Survey of U.S. adults conducted Jan. 27-Feb. 2, 2025.

PEW RESEARCH CENTER

### Trump’s agenda, plans and early executive actions

Americans are also split in their support for Trump’s policies and plans, though more say they support few or none of Trump’s plans than say they support all or most of them.

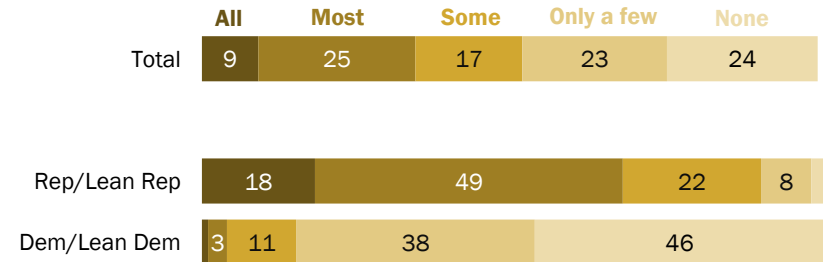
About a third (35%) of U.S. adults say they support all (9%) or most (25%) of Trump’s policies and plans, with 17% saying they support some.

This compares with 47% of adults who support only a few (23%) or none (24%) of his plans.

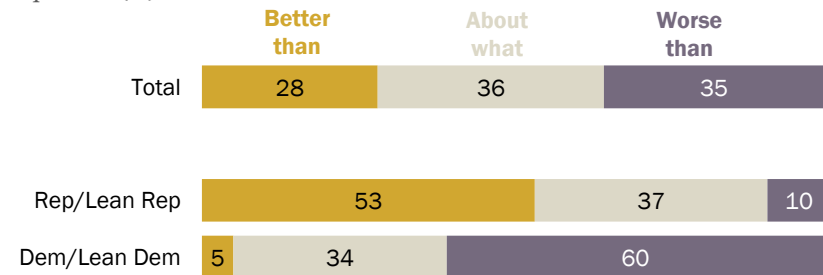
Two-thirds of Republicans say they support all or most of Trump’s plans, while an even wider majority of Democrats – 84% – say they support only a few or none of Trump’s plans.

### 53% of Republicans say the Trump administration’s actions have been better than expected; 60% of Democrats say they’ve been worse

*% who say they support \_\_\_ of Trump’s policies and plans*



*Would you say the Trump administration’s actions so far have been \_\_\_ you expected? (%)*



Note: No answer responses are not shown.

Source: Survey of U.S. adults conducted Jan. 27-Feb. 2, 2025.

PEW RESEARCH CENTER

The partisan divides in views of his plans and policies extend to early actions the administration has taken so far. While 53% of Republicans say these actions have been better than they expected, 60% of Democrats say the administration’s actions have been worse than they expected. More than a third of Americans (36%) – including similar shares in both partisan groups – say Trump’s actions have been about what they expected.

### How much will Trump be able to accomplish?

Most Americans say Trump has clear goals for where he wants to lead the country (73%), but there is more disagreement over how much of his agenda he will be able to accomplish over the next four years.

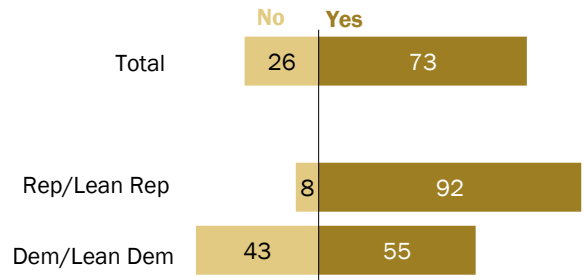
- 92% of Republicans say Trump has clear goals for the country.
- A narrower majority of Democrats (55%) say the same.

But there is a larger partisan gap over whether he *will* achieve those goals:

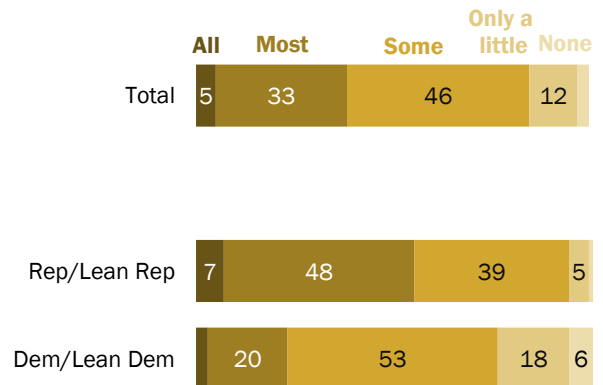
- 54% of Republicans say Trump will get most or all of his agenda done, with an additional 39% saying he will accomplish some of his agenda. Just 7% say he'll get “only a little” or none of his agenda accomplished over the next four years.
- Democrats are more skeptical: 23% say he'll complete all or most of his agenda, while 53% say some and 18% say only a little or none.

### Most Americans say Trump has clear goals for the future of the country

*Would you say Donald Trump has clear goals for where he wants to lead the country? (%)*



*% who say they think Donald Trump will be able to accomplish \_\_\_ of his agenda in the next four years*



Note: No answer responses are not shown.  
Source: Survey of U.S. adults conducted Jan. 27-Feb. 2, 2025.

PEW RESEARCH CENTER

## Trump’s Jan. 6 pardons

Americans broadly disapprove of Trump’s “[day one](#)” pardons of most of those convicted of crimes related to the events at the U.S. Capitol on Jan. 6, 2021.

About three-quarters (74%) disapprove of Trump’s pardons of those convicted of *violent* crimes, while a narrower majority (54%) disapprove of Trump’s pardons for those convicted of *nonviolent* offenses.

There are partisan differences in views of both types of pardons, though the partisan gap is much narrower when it comes to those convicted of violent crimes.

When asked about pardons for *nonviolent* Jan. 6-related crimes:

- Nearly eight-in-ten Republicans (78%) approve of Trump’s pardons for these nonviolent offenders, while about two-in-ten (21%) disapprove.
- In contrast, 85% of Democrats disapprove of the pardons for nonviolent offenders.

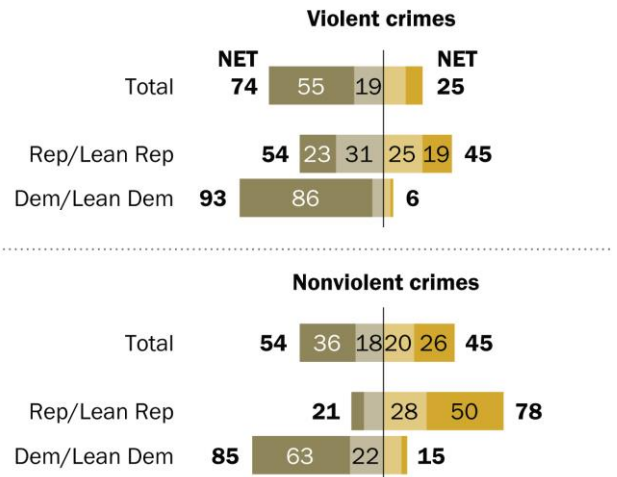
As for pardons of *violent* crimes:

- Republicans are relatively split in their views of Trump’s pardons of those who committed violent crimes related to Jan. 6: 54% disapprove, while 45% approve.
- More than nine-in-ten Democrats (93%) disapprove of Trump’s decision to pardon those convicted of violent crimes related to the Jan. 6, 2021, events at the Capitol.

### Widespread disapproval of Trump’s pardons for those who committed violent crimes on Jan. 6

% who \_\_\_ of Donald Trump pardoning people who were convicted of crimes related to events at the U.S. Capitol on Jan. 6, 2021

Strongly disapprove    Somewhat disapprove    Somewhat approve    Strongly approve



Note: No answer responses are not shown.  
Source: Survey of U.S. adults conducted Jan. 27-Feb. 2, 2025.

PEW RESEARCH CENTER

## The Jan. 6 congressional committee and Biden’s pardons

Shortly before Joe Biden left office, he issued pardons to members of Congress and congressional staff who worked on the committee that investigated the events of Jan. 6, as well as to police officers who testified before that committee.

- 46% of Americans approve of these pardons, while 52% disapprove.

### Republicans and Democrats hold starkly different views of these pardons:

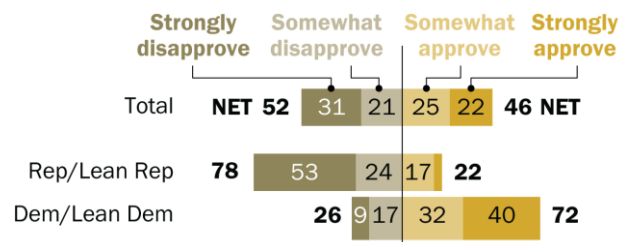
- 72% of Democrats approve of Biden’s pardons, and 26% disapprove.
- Republicans’ views are nearly the reverse: 78% disapprove, while 22% approve.

Thinking back to the Jan. 6 committee investigation, about half of Americans (49%) are very or somewhat confident the investigations were fair and reasonable, while the same share (49%) are not confident they were.

As was the case in 2022, Democrats are more than three times as likely as Republicans (76% vs. 22%) to express confidence in the committee’s investigation.

### Partisans split over Biden’s pardons of Jan. 6 committee members, staff and witnesses

*% who \_\_\_ of Joe Biden pardoning the U.S. House committee and staff that investigated the events at the U.S. Capitol on Jan. 6, 2021, as well as the police officers who testified before the committee*



Note: No answer responses are not shown.

Source: Survey of U.S. adults conducted Jan. 27-Feb. 2, 2025.

PEW RESEARCH CENTER

## 2. Views of Trump administration, congressional leadership

Americans are split over what impact Donald Trump will have on the way the federal government works: About as many say he'll improve it as say he'll make it worse. And more Americans expect ethics and honesty in government to fall (rather than rise) with his administration.

The public is also split – and divided along partisan lines – in its assessments of Vice President JD Vance, Trump's other high-level appointments and most congressional leaders. Elon Musk is viewed more negatively than positively.

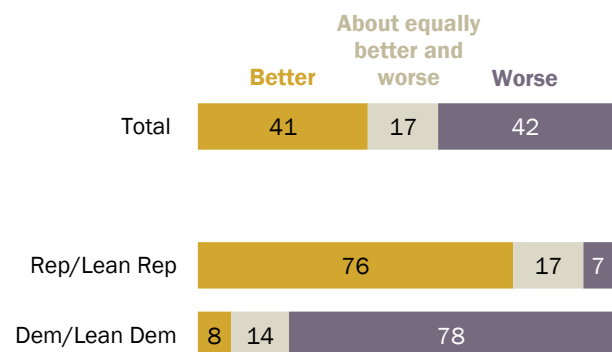
### Trump's influence on the way government works

When it comes to the way the federal government in Washington works, 41% of Americans say Trump will make things better, while a nearly identical share (42%) say he will make things worse. Far fewer (17%) say his impact will be an equal mix of better and worse.

- 76% of Republicans and Republican-leaning independents say Trump will improve the way government works.
- By contrast, 78% of Democrats and Democratic leaners say Trump will worsen the way government works.

### Americans are split over whether Trump will improve or worsen the way the federal government works

*% who say Donald Trump will make the way the federal government works in Washington ...*



Note: No answer responses are not shown.

Source: Survey of U.S. adults conducted Jan. 27-Feb. 2, 2025.

PEW RESEARCH CENTER

## More Americans expect ethics and honesty in the federal government to fall, rather than rise, with Trump as president

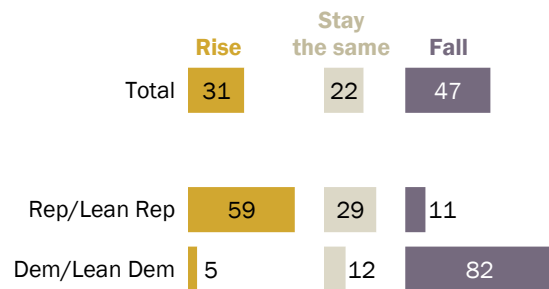
Nearly half of Americans (47%) think the overall level of ethics and honesty in the federal government will fall with Trump as president, while 31% say ethics and honesty will rise. Roughly two-in-ten (22%) say the level of ethics and honesty in the federal government will stay about the same.

Republicans and Democrats diverge over how the level of ethics and honesty in government will shift during Trump's administration:

- 59% of Republicans say it will rise with Trump as president, 29% say it will not change and 11% say it will fall.
- By comparison, 82% of Democrats say it will fall with Trump as president, 12% say it will stay the same and 5% say it will rise.

### Nearly half say the level of ethics and honesty in government will fall under Trump; 31% say ethics will improve

*% who say the overall level of ethics and honesty in the federal government will \_\_\_ with Trump as president*



Note: No answer responses are not shown.

Source: Survey of U.S. adults conducted Jan. 27-Feb. 2, 2025.

PEW RESEARCH CENTER

## Views of Trump's Cabinet and other high-level selections

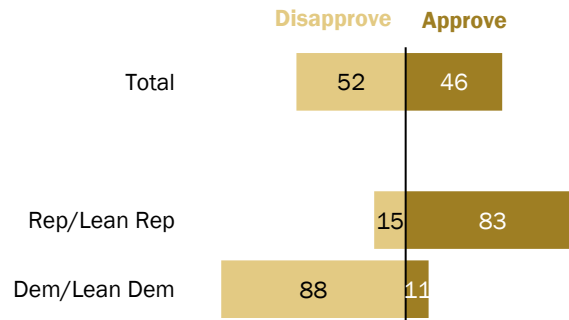
Public approval of Trump's Cabinet picks and other high-level appointees closely [tracks his overall approval rating](#): 46% of Americans say they approve of Trump's selections, while 52% disapprove.

Roughly eight-in-ten Republicans (83%) approve of Trump's choices, compared with just 11% of Democrats.

Public evaluations of Trump's staffing choices today are similar to views of his choices on the eve of his first term. In [a phone survey](#) conducted in the weeks before he first took office eight years ago, 41% of Americans said they approved of Trump's appointments.

### 46% of Americans approve of Trump's picks for his administration

*% who say they \_\_\_ of Donald Trump's Cabinet choices and other high-level appointments*



Note: No answer responses are not shown.

Source: Survey of U.S. adults conducted Jan. 27-Feb. 2, 2025.

PEW RESEARCH CENTER

By contrast, clear majorities of Americans approved of the Cabinet and high-level appointments of Trump's recent predecessors in surveys conducted as each began their terms: George H.W. Bush (59% approved), Bill Clinton (64%), George W. Bush (58%), Barack Obama (66%) and Joe Biden (57%).

## Views of Vice President JD Vance

Americans are divided over Vice President JD Vance’s qualifications to be president: 47% say he is qualified, while 49% say he is not.

Evaluations of former Vice President Kamala Harris were also fairly evenly split as she took office in early 2021 (50% qualified, 47% not). Former Vice President Mike Pence was, on balance, seen as qualified by the public (54% qualified, 30% not) in [a phone survey](#) conducted shortly after the 2016 election.

Evaluations of Vance largely track with partisanship: 80% of Republicans say Vance is qualified for the job of president, while 82% of Democrats say he is not.

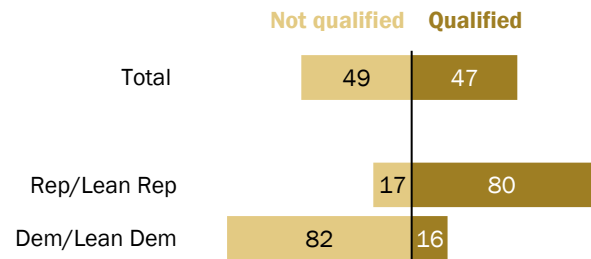
### Vance’s influence in the administration

A majority of Americans (58%) say Vance will have about the right amount of influence within the Trump administration. About three-in-ten (28%) say he will have too little influence, and even fewer (13%) say he will have too much.

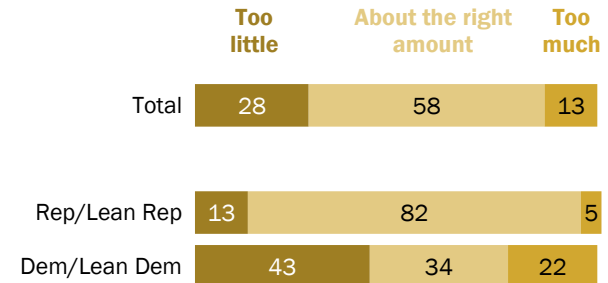
- Republicans overwhelmingly expect Vance to have the right amount of influence within the administration: 82% say this.
- Democrats are divided in their views: 43% say Vance will have too little influence, 34% say he will have the right amount of influence and 22% say he will have too much.

### About half see Vance as qualified to be president; most say he’ll have the right amount of influence

*% who think JD Vance is \_\_\_ to be president*



*% who say JD Vance will have \_\_\_ influence within the Trump administration*



Note: No answer responses are not shown.  
Source: Survey of U.S. adults conducted Jan. 27-Feb. 2, 2025.

PEW RESEARCH CENTER

## Favorability of congressional leadership

### House Speaker Mike Johnson

Three-in-ten adults rate House Speaker Mike Johnson favorably, while about as many (33%) view him unfavorably. Roughly a third (35%) say they have never heard of Johnson. (Congressional leaders weren't identified by title or party in the survey.)

Johnson's ratings have improved somewhat since spring of last year, when 24% rated him positively and 37% rated him negatively.

This improvement is largely due to shifting Republican views: 51% of Republicans now rate Johnson favorably, up from 39% last year.

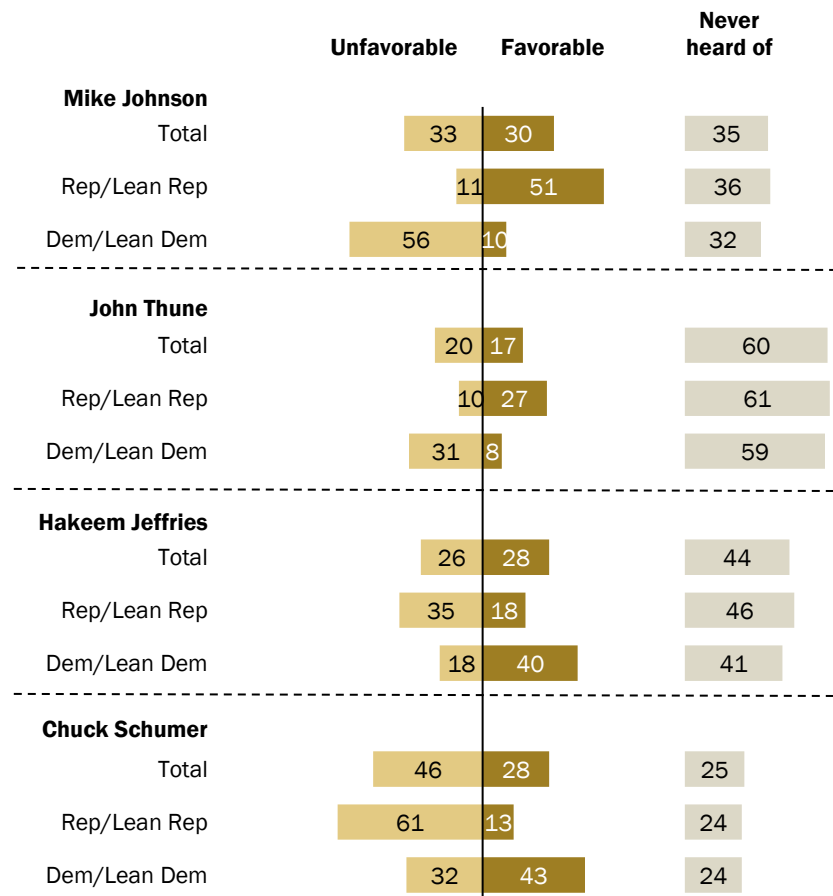
### Senate Majority Leader John Thune

Of the top congressional leaders, new Senate Majority Leader John Thune is the least well known: 60% of Americans say they have not heard of him.

Those who do know Thune are divided in their evaluations of him: 17% of all adults view him favorably, 20% unfavorably.

### Mixed public impressions of congressional leaders Johnson, Jeffries and Thune, but Schumer is viewed more negatively than positively

*% who have a(n) \_\_\_ opinion of ...*



Note: No answer responses are not shown.  
Source: Survey of U.S. adults conducted Jan. 27-Feb. 2, 2025.

PEW RESEARCH CENTER

### House Minority Leader Hakeem Jeffries

Ratings of Democratic House leader Hakeem Jeffries are also relatively evenly split (28% favorable, 26% unfavorable). More than four-in-ten Americans (44%) have never heard of Jeffries – down from 51% who had never heard of him a year ago.

### Senate Minority Leader Chuck Schumer

Ratings of Chuck Schumer, who has led Senate Democrats since 2017, remain more negative than positive: 28% view him favorably, while 46% view him unfavorably. A quarter have not heard of Schumer.

## Views of Robert F. Kennedy Jr. and Elon Musk

### Robert F. Kennedy Jr.

The public is split in its evaluations of Robert F. Kennedy Jr., Trump’s nominee to lead the Department of Health and Human Services: 47% have a favorable opinion, 45% an unfavorable opinion.

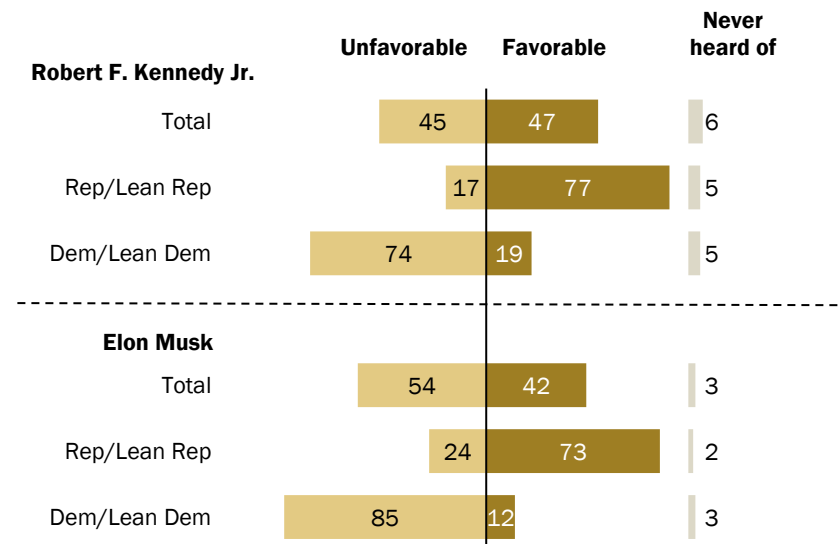
Kennedy, a former Democrat, is viewed negatively by nearly three-quarters of Democrats (74%), while 77% of Republicans view him positively.

### Elon Musk

Trump recently appointed Elon Musk – the owner of Tesla, SpaceX and X (formerly Twitter) – to lead the new Department of Government Efficiency, a team within the administration.

### RFK Jr. and Elon Musk are viewed favorably by Republicans, unfavorably by Democrats

*% who have a(n) \_\_\_ opinion of ...*



Note: No answer responses are not shown.  
 Source: Survey of U.S. adults conducted Jan. 27-Feb. 2, 2025.

PEW RESEARCH CENTER

Musk is viewed more negatively than positively overall. More than half of Americans (54%) express unfavorable views of the billionaire, while 42% view him favorably.

- 73% of Republicans view Musk favorably, while about a quarter (24%) view him unfavorably.
- Just 12% of Democrats rate Musk favorably, while 85% view him unfavorably.

## Acknowledgments

This report is a collaborative effort based on the input and analysis of the following individuals:

### Research team

Jocelyn Kiley, *Senior Associate Director, Political Research*

Hannah Hartig, *Senior Researcher*

Baxter Oliphant, *Senior Researcher*

Gabe Borelli, *Research Associate*

Andrew Daniller, *Research Associate*

Andy Cerda, *Research Analyst*

Joseph Copeland, *Research Analyst*

Ted Van Green, *Research Analyst*

Shanay Gracia, *Research Assistant*

### Communications and editorial

Nida Asheer, *Senior Communications Manager*

Talia Price, *Communications Associate*

David Kent, *Senior Copy Editor*

### Graphic design and web publishing

Alissa Scheller, *Senior Information Graphics Designer*

Reem Nadeem, *Digital Producer*

Beshay Sakla, *Associate Digital Producer*

### Methodology

Andrew Mercer, *Senior Research Methodologist*

Dorene Asare-Marfo, *Senior Panel Manager*

Dana Popky, *Associate Panel Manager*

Arnold Lau, *Research Methodologist*

Pew Research Center President Michael Dimock and former Director of Political Research Carroll Doherty also provided invaluable input on this study.

## Methodology

### The American Trends Panel survey methodology

#### Overview

Data in this report comes from Wave 161 of the American Trends Panel (ATP), Pew Research Center’s nationally representative panel of randomly selected U.S. adults. The survey was conducted from Jan. 27 to Feb. 2, 2025. A total of 5,086 panelists responded out of 5,699 who were sampled, for a survey-level response rate of 89%.

The cumulative response rate accounting for nonresponse to the recruitment surveys and attrition is 3%. The break-off rate among panelists who logged on to the survey and completed at least one item is 1%. The margin of sampling error for the full sample of 5,086 respondents is plus or minus 1.6 percentage points.

The survey includes an [oversample](#) of Hispanic men, non-Hispanic Black men and Asian adults in order to provide more precise estimates of the opinions and experiences of these smaller demographic subgroups. These oversampled groups are weighted back to reflect their correct proportions in the population.

SSRS conducted the survey for Pew Research Center via online (n=4,893) and live telephone (n=193) interviewing. Interviews were conducted in both English and Spanish.

To learn more about the ATP, read “[About the American Trends Panel.](#)”

#### Panel recruitment

Since 2018, the ATP has used address-based sampling (ABS) for recruitment. A study cover letter and a pre-incentive are mailed to a stratified, random sample of households selected from the U.S. Postal Service’s Computerized Delivery Sequence File. This Postal Service file has been estimated to cover 90% to 98% of the population.<sup>1</sup> Within each sampled household, the adult with the next birthday is selected to participate. Other details of the ABS recruitment protocol have changed over time but are available upon request.<sup>2</sup> Prior to 2018, the ATP was recruited using landline and cellphone random-digit-dial surveys administered in English and Spanish.

---

<sup>1</sup> AAPOR Task Force on Address-based Sampling. 2016. “[AAPOR Report: Address-based Sampling.](#)”

<sup>2</sup> Email [pewsurveys@pewresearch.org](mailto:pewsurveys@pewresearch.org).

A national sample of U.S. adults has been recruited to the ATP approximately once per year since 2014. In some years, the recruitment has included additional efforts (known as an “oversample”) to improve the accuracy of data for underrepresented groups. For example, Hispanic adults, Black adults and Asian adults were oversampled in 2019, 2022 and 2023, respectively.

### **Sample design**

The overall target population for this survey was noninstitutionalized persons ages 18 and older living in the United States. It featured a stratified random sample from the ATP in which Hispanic men, non-Hispanic Black men and non-Hispanic Asian adults were selected with certainty. The remaining panelists were sampled at rates designed to ensure that the share of respondents in each stratum is proportional to its share of the U.S. adult population to the greatest extent possible. Respondent weights are adjusted to account for differential probabilities of selection as described in the Weighting section below.

### **Questionnaire development and testing**

The questionnaire was developed by Pew Research Center in consultation with SSRS. The web program used for online respondents was rigorously tested on both PC and mobile devices by the SSRS project team and Pew Research Center researchers. The SSRS project team also populated test data that was analyzed in SPSS to ensure the logic and randomizations were working as intended before launching the survey.

### **Incentives**

All respondents were offered a post-paid incentive for their participation. Respondents could choose to receive the post-paid incentive in the form of a check or gift code to Amazon.com, Target.com or Walmart.com. Incentive amounts ranged from \$5 to \$20 depending on whether the respondent belongs to a part of the population that is harder or easier to reach. Differential incentive amounts were designed to increase panel survey participation among groups that traditionally have low survey response propensities.

### **Data collection protocol**

The data collection field period for this survey was Jan. 27 to Feb. 2, 2025. Surveys were conducted via self-administered web survey or by live telephone interviewing.

**For panelists who take surveys online:**<sup>3</sup> Postcard notifications were mailed to a subset on Jan. 27.<sup>4</sup> Survey invitations were sent out in two separate launches: soft launch and full launch. Sixty panelists were included in the soft launch, which began with an initial invitation sent on Jan. 27. All remaining English- and Spanish-speaking sampled online panelists were included in the full launch and were sent an invitation on Jan. 28.

---

**Invitation and reminder dates for web respondents,  
ATP Wave 161**

|                    | <b>Soft launch</b> | <b>Full launch</b> |
|--------------------|--------------------|--------------------|
| Initial invitation | Jan. 27, 2025      | Jan. 28, 2025      |
| First reminder     | Jan. 30, 2025      | Jan. 30, 2025      |
| Final reminder     | Feb. 01, 2025      | Feb. 01, 2025      |

PEW RESEARCH CENTER

---

Panelists participating online were sent an email invitation and up to two email reminders if they did not respond to the survey. ATP panelists who consented to SMS messages were sent an SMS invitation with a link to the survey and up to two SMS reminders.

**For panelists who take surveys over the phone with a live interviewer:** Prenotification postcards were mailed on Jan. 24. Soft launch took place on Jan. 27 and involved dialing until a total of four interviews had been completed. All remaining English- and Spanish-speaking sampled phone panelists' numbers were dialed throughout the remaining field period. Panelists who take surveys via phone can receive up to six calls from trained SSRS interviewers.

### **Data quality checks**

To ensure high-quality data, Center researchers performed data quality checks to identify any respondents showing patterns of satisficing. This includes checking for whether respondents left questions blank at very high rates or always selected the first or last answer presented. As a result of this checking, one ATP respondent was removed from the survey dataset prior to weighting and analysis.

---

<sup>3</sup> The ATP does not use routers or chains in any part of its online data collection protocol, nor are they used to direct respondents to additional surveys.

<sup>4</sup> Postcard notifications for web panelists are sent to 1) panelists who were recruited within the last two years and 2) panelists recruited prior to the last two years who opt to continue receiving postcard notifications.

## Weighting

The ATP data is weighted in a process that accounts for multiple stages of sampling and nonresponse that occur at different points in the panel survey process. First, each panelist begins with a base weight that reflects their probability of recruitment into the panel. These weights are then calibrated to align with the population benchmarks in the accompanying table to correct for nonresponse to recruitment surveys and panel attrition.<sup>5</sup> If only a subsample of panelists was invited to participate in the wave, this weight is adjusted to account for any differential probabilities of selection.

Among the panelists who completed the survey, this weight is then calibrated again to align with the population benchmarks identified in the accompanying table and trimmed at the 1st and 99th percentiles to reduce the loss in precision stemming from variance in the weights. Sampling errors and tests of statistical significance take into account the effect of weighting.

---

### American Trends Panel weighting dimensions

| Variable                                                             | Benchmark source                                      |
|----------------------------------------------------------------------|-------------------------------------------------------|
| Age (detailed)                                                       | 2023 American Community Survey (ACS)                  |
| Age x Gender                                                         |                                                       |
| Education x Gender                                                   |                                                       |
| Education x Age                                                      |                                                       |
| Race/Ethnicity x Education                                           |                                                       |
| Race/Ethnicity x Gender                                              |                                                       |
| Race/Ethnicity x Age                                                 |                                                       |
| Born inside vs. outside the U.S. among Hispanics and Asian Americans |                                                       |
| Years lived in the U.S.                                              |                                                       |
| Census region x Metropolitan status                                  |                                                       |
| Volunteerism                                                         | 2023 CPS Volunteering & Civic Life Supplement         |
| Voter registration                                                   | 2020 CPS Voting and Registration Supplement           |
| Frequency of internet use                                            | 2024 National Public Opinion Reference Survey (NPORS) |
| Religious affiliation                                                |                                                       |
| Party affiliation x Race/Ethnicity                                   |                                                       |
| Party affiliation x Age                                              |                                                       |
| Party affiliation among registered voters                            |                                                       |

Note: Estimates from the ACS are based on noninstitutionalized adults. Voter registration is calculated using procedures from Hur, Achen (2013) and rescaled to include the total U.S. adult population.

PEW RESEARCH CENTER

---

<sup>5</sup> Beginning with the current wave of the ATP, we have added two new weighting targets. These are intended to reduce differences between the ATP and trusted benchmark surveys on important population characteristics. One is party affiliation by age. We noted a sizeable difference between the 2024 NPORS and ATP estimates of party affiliation among adults ages 18-29. Similarly, our sample of young adults in the ATP fell short of the ACS target in the share who were non-Hispanic White. We have added targets for both party by age and race by age to the American Trends Panel going forward.

The following table shows the unweighted sample sizes and the error attributable to sampling that would be expected at the 95% level of confidence for different groups in the survey.

---

### Sample sizes and margins of error, ATP Wave 161

| Group        | Unweighted sample size | Weighted % | Plus or minus ...     |
|--------------|------------------------|------------|-----------------------|
| Total        | 5,086                  |            | 1.6 percentage points |
| Half form    | At least 2,529         |            | 2.2 percentage points |
| Rep/Lean Rep | 2,327                  | 48%        | 2.3 percentage points |
| Half form    | At least 1,139         |            | 3.2 percentage points |
| Dem/Lean Dem | 2,626                  | 48%        | 2.2 percentage points |
| Half form    | At least 1,296         |            | 3.1 percentage points |
| White        | 2,939                  |            | 1.9 percentage points |
| Half form    | At least 1,459         |            | 2.7 percentage points |
| Black        | 602                    |            | 4.8 percentage points |
| Half form    | At least 298           |            | 6.9 percentage points |
| Hispanic     | 767                    |            | 4.3 percentage points |
| Half form    | At least 380           |            | 6.2 percentage points |
| Asian        | 547                    |            | 5.6 percentage points |
| Half form    | At least 273           |            | 8.1 percentage points |

Note: This survey includes oversamples of Hispanic men, non-Hispanic Black men and non-Hispanic Asian adults. Unweighted sample sizes do not account for the sample design or weighting and do not describe a group's contribution to weighted estimates. See the Sample design and Weighting sections above for details.

PEW RESEARCH CENTER

---

Sample sizes and sampling errors for other subgroups are available upon request. In addition to sampling error, one should bear in mind that question wording and practical difficulties in conducting surveys can introduce error or bias into the findings of opinion polls.

## Dispositions and response rates

### Final dispositions, ATP Wave 161

|                                                                    | AAPOR code | Total        |
|--------------------------------------------------------------------|------------|--------------|
| Completed interview                                                | 1.1        | 5,086        |
| Logged in (web) / Contacted (CATI), but did not complete any items | 2.11       | 94           |
| Started survey; broke off before completion                        | 2.12       | 48           |
| Never logged on (web) / Never reached on phone (CATI)              | 2.20       | 468          |
| Survey completed after close of the field period                   | 2.27       | 0            |
| Other non-interview                                                | 2.30       | 2            |
| Completed interview but was removed for data quality               | 2.90       | 1            |
| <b>Total panelists sampled for the survey</b>                      |            | <b>5,699</b> |
| Completed interviews                                               | I          | 5,086        |
| Partial interviews                                                 | P          | 0            |
| Refusals                                                           | R          | 142          |
| Non-contact                                                        | NC         | 468          |
| Other                                                              | O          | 3            |
| Unknown household                                                  | UH         | 0            |
| Unknown other                                                      | UO         | 0            |
| Not eligible                                                       | NE         | 0            |
| <b>Total</b>                                                       |            | <b>5,699</b> |
| AAPOR RR1 = I / (I+P+R+NC+O+UH+UO)                                 |            | 89%          |

PEW RESEARCH CENTER

### Cumulative response rate, ATP Wave 161

|                                                                                       | Total     |
|---------------------------------------------------------------------------------------|-----------|
| Weighted response rate to recruitment surveys                                         | 11%       |
| % of recruitment survey respondents who agreed to join the panel, among those invited | 73%       |
| % of those agreeing to join who were active panelists at start of Wave 161            | 35%       |
| Response rate to Wave 161 survey                                                      | 89%       |
| <b>Cumulative response rate</b>                                                       | <b>3%</b> |

PEW RESEARCH CENTER

**2025 PEW RESEARCH CENTER'S AMERICAN TRENDS PANEL  
WAVE 161 POLITICS SURVEY FEBRUARY 2025  
FINAL TOPLINE  
JANUARY 27-FEBRUARY 2, 2025  
N=5,086**

Note: This survey was conducted primarily online, with some interviews conducted by live telephone. This topline shows the programming language for online administration. For details on how questions were slightly modified for phone administration, visit the questionnaire.

American Trends Panel surveys conducted between October 2016 and June 2024 were conducted fully online (with tablets and data plans provided to adults without home internet). American Trends Panel surveys conducted prior to October 2016 were conducted primarily online, with some respondents completing by mail. For additional details, visit the Methodology.

\* "No answer" includes web respondents who do not answer the question as well as telephone respondents who refuse to answer or who say that they don't know how to answer. In cases where "not sure" was offered as an explicit option to web and telephone respondents, the "no answer" category includes only web skips and telephone refusals.

**ADDITIONAL QUESTIONS HELD FOR FUTURE RELEASE**

**ASK ALL:**

POL1DT Do you approve or disapprove of the way Donald Trump is handling his job as president?

**ASK IF ANSWERED POL1DT (POL1DT=1,2) [N=4,999]:**

POL1DTSTR Do you [IF POL1DT=1: approve; IF POL1DT=2: disapprove] of the way Donald Trump is handling his job as president...

|                                  | <b>NET<br/>Approve</b> | <i>Very<br/>strongly</i> | <i>Not so<br/>strongly</i> | <i>No<br/>answer*</i> | <b>NET<br/>Disapprove</b> | <i>Very<br/>strongly</i> | <i>Not so<br/>strongly</i> | <i>No<br/>answer*</i> | <i>No<br/>answer*</i> |
|----------------------------------|------------------------|--------------------------|----------------------------|-----------------------|---------------------------|--------------------------|----------------------------|-----------------------|-----------------------|
| <b>Trump second term</b>         |                        |                          |                            |                       |                           |                          |                            |                       |                       |
| Jan 27-Feb 2, 2025               | <b>47</b>              | 37                       | 9                          | *                     | <b>51</b>                 | 40                       | 11                         | *                     | 2                     |
| <b>Trump first term</b>          |                        |                          |                            |                       |                           |                          |                            |                       |                       |
| Jan 8-12, 2021                   | <b>29</b>              | 21                       | 7                          | *                     | <b>68</b>                 | 56                       | 12                         | *                     | 3                     |
| Jul 27-Aug 2, 2020               | <b>38</b>              | <i>n/a</i>               | <i>n/a</i>                 | <i>n/a</i>            | <b>59</b>                 | <i>n/a</i>               | <i>n/a</i>                 | <i>n/a</i>            | 3                     |
| Jun 16-22, 2020                  | <b>39</b>              | 29                       | 9                          | 1                     | <b>59</b>                 | 48                       | 11                         | *                     | 2                     |
| Apr 7-12, 2020                   | <b>44</b>              | 33                       | 10                         | 1                     | <b>53</b>                 | 42                       | 11                         | *                     | 3                     |
| Mar 19-24, 2020                  | <b>45</b>              | 34                       | 10                         | 1                     | <b>52</b>                 | 40                       | 11                         | *                     | 2                     |
| Jan 6-19, 2020                   | <b>40</b>              | 31                       | 9                          | *                     | <b>58</b>                 | 46                       | 11                         | 1                     | 1                     |
| Sep 3-15, 2019                   | <b>40</b>              | 31                       | 9                          | *                     | <b>58</b>                 | 46                       | 11                         | 1                     | 1                     |
| Jul 22-Aug 4, 2019               | <b>40</b>              | <i>n/a</i>               | <i>n/a</i>                 | <i>n/a</i>            | <b>59</b>                 | <i>n/a</i>               | <i>n/a</i>                 | <i>n/a</i>            | 1                     |
| Apr 29-May 13, 2019              | <b>40</b>              | 29                       | 10                         | *                     | <b>59</b>                 | 48                       | 10                         | *                     | 1                     |
| Feb 4-17, 2019                   | <b>38</b>              | <i>n/a</i>               | <i>n/a</i>                 | <i>n/a</i>            | <b>61</b>                 | <i>n/a</i>               | <i>n/a</i>                 | <i>n/a</i>            | 1                     |
| Nov 7-13, 2018                   | <b>41</b>              | <i>n/a</i>               | <i>n/a</i>                 | <i>n/a</i>            | <b>58</b>                 | <i>n/a</i>               | <i>n/a</i>                 | <i>n/a</i>            | 1                     |
| Sep 24-Oct 7, 2018               | <b>38</b>              | <i>n/a</i>               | <i>n/a</i>                 | <i>n/a</i>            | <b>61</b>                 | <i>n/a</i>               | <i>n/a</i>                 | <i>n/a</i>            | 2                     |
| Jul 30-Aug 12, 2018              | <b>40</b>              | 31                       | 9                          | *                     | <b>59</b>                 | 48                       | 10                         | *                     | 2                     |
| Jan 29-Feb 13, 2018              | <b>38</b>              | 29                       | 9                          | *                     | <b>60</b>                 | 48                       | 12                         | *                     | 2                     |
| Aug 8-21, 2017                   | <b>36</b>              | 26                       | 10                         | *                     | <b>63</b>                 | 49                       | 13                         | *                     | 1                     |
| Apr 4-18, 2017                   | <b>39</b>              | 27                       | 12                         | *                     | <b>61</b>                 | 45                       | 15                         | *                     | 1                     |
| Feb 28-Mar 12, 2017 <sup>6</sup> | <b>44</b>              | 30                       | 13                         | *                     | <b>56</b>                 | 43                       | 12                         | *                     | 1                     |

**See past presidents' approval trends:** [Joe Biden](#), [Barack Obama](#), [George W. Bush](#), [Bill Clinton](#)

<sup>6</sup> The W24.5 Mode Study survey was administered by web and phone. Results reported here are from web mode only.

**ASK FORM 1 ONLY [N=2,557]:**

PRESWHERE Would you say Donald Trump has clear goals for where he wants to lead the country?

Jan 27-Feb 2,

2025

|    |            |
|----|------------|
| 73 | Yes        |
| 26 | No         |
| 1  | No answer* |

**TREND FOR COMPARISON:***Would you say Joe Biden has clear goals for where he wants to lead the country?*

Jan 8-12,

2021

|           |    |
|-----------|----|
| Yes       | 58 |
| No        | 40 |
| No answer | 2  |

**PHONE TREND FOR COMPARISON***Would you say that you have a good idea where Donald Trump wants to lead the country, or would you say his goals are not very clear?*

|                                                        | <b>Trump</b><br>(RVs)<br>Nov 10-14<br><u>2016</u> | <b>Obama</b><br>LA Times/Bloomberg <sup>7</sup><br>(RVs)<br>Dec<br><u>2008</u> |
|--------------------------------------------------------|---------------------------------------------------|--------------------------------------------------------------------------------|
| Good idea where Donald Trump wants to lead the country | 49                                                | 57                                                                             |
| His goals are not very clear                           | 49                                                | 34                                                                             |
| Don't know/Refused ( <b>VOL.</b> )                     | 1                                                 | 9                                                                              |

**ASK FORM 2 ONLY [N=2,529]:**

DTSUCCESS In the long run, do you think Donald Trump will be...

Jan 27-Feb 2,

2025

|    |                           |
|----|---------------------------|
| 35 | A successful president    |
| 33 | An unsuccessful president |
| 31 | Too early to tell         |
| 1  | No answer*                |

Jan 6-19,

2020

|    |
|----|
| 34 |
| 48 |
| 18 |
| 1  |

**TREND FOR COMPARISON:***In the long run, do you think Joe Biden will be...*

Jan 8-12,

2021

|                           |    |
|---------------------------|----|
| A successful president    | 29 |
| An unsuccessful president | 26 |
| Too early to tell         | 44 |
| No answer                 | 1  |

<sup>7</sup> In LA Times/Bloomberg survey, question was asked of Barack Obama, based on registered voters.



| <b>QUALPRES_TRMP<br/>CONTINUED...</b> |                                                   | Extremely<br><u>confident</u> | Very<br><u>confident</u> | Somewhat<br><u>confident</u> | Not too<br><u>confident</u> | Not at all<br><u>confident</u> | No<br><u>answer*</u> |
|---------------------------------------|---------------------------------------------------|-------------------------------|--------------------------|------------------------------|-----------------------------|--------------------------------|----------------------|
| PHY                                   | Has the physical fitness<br>needed to do the job  |                               |                          |                              |                             |                                |                      |
|                                       | Jan 27-Feb 2, 2025                                | 17                            | 18                       | 24                           | 17                          | 24                             | 1                    |
|                                       | Apr 8-14, 2024                                    | 15                            | 18                       | 26                           | 17                          | 23                             | *                    |
| ADV                                   | Picks good advisors                               |                               |                          |                              |                             |                                |                      |
|                                       | Jan 27-Feb 2, 2025                                | 16                            | 15                       | 18                           | 14                          | 37                             | 1                    |
|                                       | Apr 8-14, 2024                                    | 11                            | 14                       | 22                           | 15                          | 37                             | 1                    |
| ETH                                   | Acts ethically in office                          |                               |                          |                              |                             |                                |                      |
|                                       | Jan 27-Feb 2, 2025                                | 15                            | 13                       | 17                           | 14                          | 40                             | *                    |
|                                       | Apr 8-14, 2024                                    | 11                            | 12                       | 17                           | 14                          | 45                             | 1                    |
| RSP                                   | Respects the country's<br>democratic values       |                               |                          |                              |                             |                                |                      |
|                                       | Jan 27-Feb 2, 2025                                | 17                            | 14                       | 16                           | 14                          | 39                             | *                    |
|                                       | Apr 8-14, 2024                                    | 17                            | 13                       | 16                           | 12                          | 41                             | 1                    |
| FIRM                                  | Has the leadership skills<br>needed to do the job |                               |                          |                              |                             |                                |                      |
|                                       | Jan 27-Feb 2, 2025                                | 25                            | 15                       | 16                           | 13                          | 30                             | *                    |

**ASK ALL:**

PRIPRES\_OE In your view, what should the Trump administration's top priorities be this year?

**[QUESTION ASKED FOR EXPLORATORY PURPOSES; RESPONSES HAVE NOT BEEN CODED.]**

**ASK FORM 1 ONLY [N=2,557]:**

PRES\_WASH All in all, what effect will Donald Trump have on the way the federal government works in Washington? Will he...

| Jan 27-Feb 2,<br><u>2025</u> |                            | Jan 8-12,<br><u>2021<sup>8</sup></u> |
|------------------------------|----------------------------|--------------------------------------|
| 43                           | Make things better         | 46                                   |
| 46                           | Make things worse          | 28                                   |
| 11                           | Not have much of an effect | 24                                   |
| 1                            | No answer*                 | 1                                    |

**ASK FORM 2 ONLY [N=2,529]:**

PRES\_WASH\_EXP<sup>9</sup> All in all, what effect will Donald Trump have on the way the federal government works in Washington? Will he make things...

| Jan 27-Feb 2,<br><u>2025</u> |                                |
|------------------------------|--------------------------------|
| 41                           | Better                         |
| 42                           | Worse                          |
| 17                           | About equally better and worse |
| *                            | No answer*                     |

<sup>8</sup> In 2021, question was asked of Joe Biden.

<sup>9</sup> PRES\_WASH and PRES\_WASH\_EXP were asked as a survey experiment to measure differences in question wording. PRES\_WASH\_EXP is used for analysis in this report.

**ASK FORM 1 ONLY [N=2,557]:**

PRESCAB So far, would you say you approve or disapprove of Donald Trump's cabinet choices and other high-level appointments?

Jan 27-Feb 2,  
2025

|    |            |
|----|------------|
| 46 | Approve    |
| 52 | Disapprove |
| 2  | No answer* |

**TREND FOR COMPARISON:**

*So far, would you say you approve or disapprove of Joe Biden's cabinet choices and other high level appointments?*

Jan 8-12,  
2021

|            |    |
|------------|----|
| Approve    | 57 |
| Disapprove | 37 |
| No answer  | 5  |

**PHONE TREND FOR COMPARISON**

*So far, would you say you approve or disapprove of Donald Trump's cabinet choices and other high-level appointments?*

|                |                              | <u>Approve</u> | <u>Disapprove</u> | <u>(VOL.)</u><br><u>DK/Ref</u> |
|----------------|------------------------------|----------------|-------------------|--------------------------------|
| <b>Trump</b>   | Jan 4-9, 2017                | 41             | 49                | 9                              |
|                | Nov 30-Dec 5, 2016           | 40             | 51                | 9                              |
| <b>Obama</b>   | Jan 7-11, 2009               | 66             | 17                | 17                             |
|                | December, 2008               | 71             | 17                | 12                             |
| <b>Bush</b>    | January, 2001                | 58             | 16                | 26                             |
| <b>Clinton</b> | <i>U.S. News &amp; World</i> |                |                   |                                |
|                | <i>Report: January, 1993</i> | 64             | 15                | 21                             |
| <b>Bush</b>    | <i>ABC: January, 1989</i>    | 59             | 15                | 26                             |

**TREND FOR COMPARISON:** *Now let me ask you about President-elect Reagan's Cabinet appointments. How would you rate his appointment of... the cabinet as a whole? Would you say it was an excellent, pretty good, only fair or poor appointment?"*

|               |                |
|---------------|----------------|
| <b>Reagan</b> |                |
| <i>Harris</i> |                |
| January       |                |
| <u>1981</u>   |                |
| 52            | Excellent/Good |
| 34            | Only fair/Poor |
| 14            | Don't know     |

**ASK FORM 2 ONLY [N=2,529]:**

VP2PRES As you may know, JD Vance is Vice President. Do you think that JD Vance is...

Jan 27-Feb 2,  
2025

|    |                               |
|----|-------------------------------|
| 47 | Qualified to be president     |
| 49 | Not qualified to be president |
| 4  | No answer*                    |

**TREND FOR COMPARISON**

*As you may now, Kamala Harris is Vice President elect. Do you think that Kamala Harris is...*

Jan 8-12,  
2021

|                               |    |
|-------------------------------|----|
| Qualified to be president     | 50 |
| Not qualified to be president | 47 |
| No answer                     | 3  |

**PHONE TREND FOR COMPARISON**

*Do you think that Mike Pence is qualified to be President if something were to happen to Donald Trump?*

Nov 30-Dec 5  
2016

|                                  |    |
|----------------------------------|----|
| Yes, is qualified                | 54 |
| No, is not qualified             | 30 |
| Don't know/Refused <b>(VOL.)</b> | 15 |

*Do you think that Dan Quayle is qualified to be President if something were to happen to George Bush?*

|                      | ----- Time/CNN/Yankelovich -----     |                     |                                       |                    |                         |                     |
|----------------------|--------------------------------------|---------------------|---------------------------------------|--------------------|-------------------------|---------------------|
|                      | January<br><u>1989</u> <sup>10</sup> | July<br><u>1990</u> | November<br><u>1990</u> <sup>11</sup> | May<br><u>1991</u> | December<br><u>1991</u> | June<br><u>1992</u> |
| Yes, is qualified    | 30                                   | 25                  | 24                                    | 36                 | 36                      | 28                  |
| No, is not qualified | 52                                   | 65                  | 65                                    | 50                 | 55                      | 66                  |
| Not sure             | 18                                   | 10                  | 11                                    | 14                 | 9                       | 6                   |

<sup>10</sup> In January 1989 survey, question was worded: "Do you think that Senator Quayle is qualified to be President if something were to happen to George Bush?"

<sup>11</sup> In November 1990 survey, question was worded: "Do you think that (Vice President) Quayle is qualified to be President if something were to happen to George Bush?"

**ASK FORM 2 ONLY [N=2,529]:**

VP\_INFL How much influence do you think JD Vance will have within the Trump administration?  
**[RANDOMIZE 1 AND 2 WITH OPTION 3 ALWAYS LAST]**

Jan 27-Feb 2,  
2025

|    |                                     |
|----|-------------------------------------|
| 13 | Too much influence                  |
| 28 | Too little influence                |
| 58 | About the right amount of influence |
| 1  | No answer*                          |

**TREND FOR COMPARISON**

*How much influence do you think Kamala Harris will have within the Biden administration?*

Jan 8-12,  
2021

|                                     |    |
|-------------------------------------|----|
| Too much influence                  | 36 |
| Too little influence                | 7  |
| About the right amount of influence | 55 |
| No answer                           | 2  |

**PHONE TREND FOR COMPARISON**

How much influence do you think \_\_\_\_ will have within the \_\_\_\_ administration?

|                                  | <b>Pence/Trump</b><br>Nov 30-Dec 5, 2016 | <b>Cheney/Bush</b><br>January 2001 <sup>12</sup> | <i>CBS/NYT</i><br><b>Gore/Clinton</b><br>February 1993 <sup>13</sup> |
|----------------------------------|------------------------------------------|--------------------------------------------------|----------------------------------------------------------------------|
| Too much                         | 21                                       | 12                                               | 6                                                                    |
| Too little                       | 21                                       | 12                                               | 25                                                                   |
| About the right amount           | 50                                       | 58                                               | 52                                                                   |
| Don't know/Refused <b>(VOL.)</b> | 8                                        | 18                                               | 17                                                                   |

**ASK ALL:**

ETHICSDJT With Trump as president, do you think the overall level of ethics and honesty in the federal government will... **[RANDOMIZE OPTIONS 1 AND 2 WITH 3 ALWAYS LAST]**

Jan 27-Feb 2,  
2025

|    |               |
|----|---------------|
| 31 | Rise          |
| 47 | Fall          |
| 22 | Stay the same |
| 1  | No answer*    |

<sup>12</sup> In January 2001 survey, question was worded: "How much influence do you think Dick Cheney is having within the Bush Administration... too much, too little or about the right amount?"

<sup>13</sup> In February 1993 survey, question was worded: "Do you think Al Gore will have too much influence, too little influence, or about the right amount of influence on the decisions Bill Clinton makes as President?"

**TREND FOR COMPARISON**

*With Biden as president, do you think the overall level of ethics and honesty in the federal government will...*

|               | Jan 8-12,<br><u>2021</u> |
|---------------|--------------------------|
| Rise          | 46                       |
| Fall          | 30                       |
| Stay the same | 24                       |
| No answer     | 1                        |

**PHONE TREND FOR COMPARISON**

*Do you think the overall level of ethics and honesty in the federal government will rise, fall or stay the same with \_\_\_ as president?*

|                                    | <b>Trump</b><br><u>Jan 4-9, 2017</u> | -----ABC News/WaPo-----               |                                       |
|------------------------------------|--------------------------------------|---------------------------------------|---------------------------------------|
|                                    |                                      | <b>Clinton</b><br><u>January 1997</u> | <b>Clinton</b><br><u>January 1993</u> |
| Rise                               | 29                                   | 16                                    | 35                                    |
| Fall                               | 34                                   | 26                                    | 13                                    |
| Stay the same                      | 33                                   | 55                                    | 50                                    |
| Don't know/Refused ( <b>VOL.</b> ) | 4                                    | 2                                     | 3                                     |

**ADDITIONAL QUESTIONS HELD FOR FUTURE RELEASE****ASK ALL:**

NEWPRES\_ACCOMP Thinking about Donald Trump's policies and plans for his presidency...  
How much of his agenda do you think he will be able to accomplish over the next four years?  
**[ROTATE RESPONSE OPTIONS 1-5/5-1 IN SAME ORDER AS NEWPRES\_SUPP]**

| Jan 27-Feb 2,<br><u>2025</u> |               |
|------------------------------|---------------|
| 5                            | All           |
| 33                           | Most          |
| 46                           | Some          |
| 12                           | Only a little |
| 3                            | None          |
| 1                            | No answer*    |

**ASK ALL:**

NEWPRES\_SUPP How many of Donald Trump's policies and plans would you say you support?  
**[ROTATE RESPONSE OPTIONS 1-5/5-1 IN SAME ORDER AS NEWPRES\_ACCOMP]**

| Jan 27-Feb 2,<br><u>2025</u> |                    |
|------------------------------|--------------------|
| 9                            | All of them        |
| 25                           | Most of them       |
| 17                           | Some of them       |
| 23                           | Only a few of them |
| 24                           | None of them       |
| 1                            | No answer*         |

**ASK ALL:**

NEWPRES\_ACTNS

Would you say the Trump administration's actions so far have been...  
**[ROTATE RESPONSE OPTIONS 1-5/5-1]**

Jan 27-Feb 2,  
2025

|    |                                   |
|----|-----------------------------------|
| 17 | A lot better than you expected    |
| 11 | A little better than you expected |
| 36 | About what you expected           |
| 12 | A little worse than you expected  |
| 24 | A lot worse than you expected     |
| 1  | No answer*                        |

**[ASK FORM 1 (XFORM=1) PRESWITHOP FIRST AND OPWITHPRES SECOND ON SEPARATE SCREENS;  
 ASK FORM 2 (XFORM=2) OPWITHPRES FIRST AND PRESWITHOP SECOND ON SEPARATE SCREENS]**

**ASK FORM 1 [N=2,557]:**

PRESWITHOP This year, do you think Donald Trump should... **[RANDOMIZE]**

Jan 27-Feb 2,  
2025

|    |                                                                                                                                                                                     |
|----|-------------------------------------------------------------------------------------------------------------------------------------------------------------------------------------|
| 63 | Try as best he can to work with Democratic congressional leaders to accomplish things, even if it means disappointing people who voted for him                                      |
| 35 | Stand up to Democratic congressional leaders on issues that are important to people who voted for him, even if it means it's harder to address critical problems facing the country |
| 2  | No answer*                                                                                                                                                                          |

**TREND FOR COMPARISON**

*This year, do you think Joe Biden should...*

|                                                                                                                                                                                         | Jan 16-21,<br><u>2024</u> | Jan 18-24,<br><u>2023</u> | Jan 10-17,<br><u>2022</u> | Jan 8-12,<br><u>2021</u> <sup>14</sup> |
|-----------------------------------------------------------------------------------------------------------------------------------------------------------------------------------------|---------------------------|---------------------------|---------------------------|----------------------------------------|
| Try as best he can to work with Republican congressional leaders to accomplish things, even if it means disappointing some people who voted for him                                     | 74                        | 73                        | 67                        | 74                                     |
| Stand up to Republican congressional leaders on issues that are important to the people who voted for him, even if it means it's harder to address critical problems facing the country | 24                        | 25                        | 29                        | 23                                     |
| No answer                                                                                                                                                                               | 2                         | 2                         | 4                         | 3                                      |

14

In January 2021, second response option was worded as "...on issues that are important to his supporters...".

**ASK FORM 2 [N=2,529]:**OPWITHPRES This year, do you think Democratic congressional leaders should... **[RANDOMIZE]**Jan 27-Feb 2,  
2025

|    |                                                                                                                                                                  |
|----|------------------------------------------------------------------------------------------------------------------------------------------------------------------|
| 55 | Try as best they can to work with Donald Trump to accomplish things, even if it means disappointing people who voted for them                                    |
| 43 | Stand up to Donald Trump on issues that are important to people who voted for them, even if it means it's harder to address critical problems facing the country |
| 2  | No answer*                                                                                                                                                       |

**TREND FOR COMPARISON***This year, do you think Republican congressional leaders should...*

|                                                                                                                                                       | Jan 16-21,<br><u>2024</u> | Jan 18-24,<br><u>2023</u> | Jan 10-17,<br><u>2022</u> | Jan 8-12,<br><u>2021</u> |
|-------------------------------------------------------------------------------------------------------------------------------------------------------|---------------------------|---------------------------|---------------------------|--------------------------|
| Try as best they can to work with Joe Biden to accomplish things, even if it means disappointing some Republican voters                               | 60                        | 63                        | 61                        | 66                       |
| Stand up to Joe Biden on issues that are important to Republican voters, even if it means it's harder to address critical problems facing the country | 37                        | 35                        | 37                        | 31                       |
| No answer                                                                                                                                             | 3                         | 2                         | 2                         | 3                        |

**ADDITIONAL QUESTIONS HELD FOR FUTURE RELEASE****ASK ALL:**FAVPOL What is your overall opinion of... **[RANDOMIZE ITEMS]**

|       |                    | <b>NET</b>       | <i>Very</i>      | <i>Mostly</i>    | <b>NET</b>         | <i>Very</i>        | <i>Mostly</i>      | Never heard    | No      |
|-------|--------------------|------------------|------------------|------------------|--------------------|--------------------|--------------------|----------------|---------|
|       |                    | <b>Favorable</b> | <i>favorable</i> | <i>favorable</i> | <b>Unfavorable</b> | <i>unfavorable</i> | <i>unfavorable</i> | of this person | answer* |
| TRUMP | Donald Trump       |                  |                  |                  |                    |                    |                    |                |         |
|       | Jan 27-Feb 2, 2025 | <b>47</b>        | 25               | 21               | <b>52</b>          | 38                 | 14                 | *              | 1       |
|       | Aug 5-11, 2024     | <b>42</b>        | 18               | 24               | <b>56</b>          | 42                 | 14                 | 1              | 1       |
|       | May 13-19, 2024    | <b>39</b>        | 16               | 24               | <b>59</b>          | 43                 | 17                 | *              | 1       |
|       | Feb 13-25, 2024    | <b>39</b>        | 15               | 24               | <b>60</b>          | 44                 | 16                 | *              | 1       |
|       | Jul 10-16, 2023    | <b>35</b>        | 12               | 24               | <b>63</b>          | 46                 | 17                 | *              | 1       |
|       | Mar 20-26, 2023    | <b>36</b>        | 12               | 24               | <b>63</b>          | 45                 | 18                 | *              | 1       |
|       | Jun 27-Jul 4, 2022 | <b>38</b>        | 14               | 24               | <b>60</b>          | 46                 | 14                 | *              | 1       |

**ASK FORM 1 ONLY [N=2,557]:**

|          |                    |           |    |    |           |    |    |    |   |
|----------|--------------------|-----------|----|----|-----------|----|----|----|---|
| VANCE    | JD Vance           |           |    |    |           |    |    |    |   |
|          | Jan 27-Feb 2, 2025 | <b>42</b> | 22 | 20 | <b>45</b> | 28 | 18 | 11 | 1 |
|          | Aug 26-Sep 2, 2024 | <b>34</b> | 12 | 22 | <b>42</b> | 27 | 15 | 23 | 1 |
| MJOHNSON | Mike Johnson       |           |    |    |           |    |    |    |   |
|          | Jan 27-Feb 2, 2025 | <b>30</b> | 9  | 21 | <b>33</b> | 17 | 16 | 35 | 2 |
|          | May 13-19, 2024    | <b>24</b> | 3  | 21 | <b>37</b> | 13 | 24 | 37 | 2 |
| JEFFRIES | Hakeem Jeffries    |           |    |    |           |    |    |    |   |
|          | Jan 27-Feb 2, 2025 | <b>28</b> | 6  | 22 | <b>26</b> | 12 | 14 | 44 | 2 |
|          | Jan 18-24, 2023    | <b>23</b> | 6  | 17 | <b>24</b> | 11 | 13 | 51 | 2 |

|                                   |                                              | <b>NET</b>       | <i>Very</i>      | <i>Mostly</i>    | <b>NET</b>         | <i>Very</i>        | <i>Mostly</i>      | Never heard    | No      |
|-----------------------------------|----------------------------------------------|------------------|------------------|------------------|--------------------|--------------------|--------------------|----------------|---------|
| <b>FAVPOL CONTINUED...</b>        |                                              | <b>Favorable</b> | <i>favorable</i> | <i>favorable</i> | <b>Unfavorable</b> | <i>unfavorable</i> | <i>unfavorable</i> | of this person | answer* |
| ZUCKERBERG                        | Mark Zuckerberg<br>Jan 27-Feb 2, 2025        | <b>25</b>        | 2                | 23               | <b>67</b>          | 26                 | 41                 | 6              | 2       |
| <b>ASK FORM 2 ONLY [N=2,529]:</b> |                                              |                  |                  |                  |                    |                    |                    |                |         |
| THUNE                             | John Thune<br>Jan 27-Feb 2, 2025             | <b>17</b>        | 3                | 14               | <b>20</b>          | 8                  | 13                 | 60             | 2       |
| SCHUMER                           | Chuck Schumer<br>Jan 27-Feb 2, 2025          | <b>28</b>        | 5                | 23               | <b>46</b>          | 25                 | 20                 | 25             | 2       |
|                                   | May 13-19, 2024                              | <b>27</b>        | 5                | 21               | <b>46</b>          | 26                 | 20                 | 25             | 2       |
|                                   | Jul 10-16, 2023                              | <b>27</b>        | 5                | 22               | <b>49</b>          | 28                 | 20                 | 22             | 2       |
|                                   | Jan 18-24, 2023                              | <b>28</b>        | 6                | 23               | <b>44</b>          | 24                 | 20                 | 26             | 2       |
|                                   | Jun 27-Jul 4, 2022                           | <b>28</b>        | 5                | 23               | <b>43</b>          | 25                 | 17                 | 26             | 3       |
| MUSK                              | Elon Musk<br>Jan 27-Feb 2, 2025              | <b>42</b>        | 11               | 31               | <b>54</b>          | 36                 | 18                 | 3              | 1       |
| RFKJR                             | Robert F. Kennedy, Jr.<br>Jan 27-Feb 2, 2025 | <b>47</b>        | 11               | 36               | <b>45</b>          | 26                 | 19                 | 6              | 2       |

**ADDITIONAL QUESTIONS HELD FOR FUTURE RELEASE**

**ASK REPUBLICANS AND REPUBLICAN LEANERS (XPARTYSUMFINAL=1) [N=2,327]:**

REPWORKTRMP Which comes closer to your view, even if neither is exactly right?  
 Republicans in Congress... **[RANDOMIZE OPTIONS 1 AND 2]**

|                    |                                                                                                            |
|--------------------|------------------------------------------------------------------------------------------------------------|
| Jan 27-Feb 2, 2025 |                                                                                                            |
| 44                 | Have an obligation to support Donald Trump’s policies and programs because he is a Republican president    |
| 55                 | Do <u>not</u> have an obligation to support Donald Trump’s policies and programs if they disagree with him |
| 1                  | No answer*                                                                                                 |

**PHONE TREND FOR COMPARISON:**

*Which comes closer to your view, even if neither is exactly right?*

|                                                                                                                                 | Sep 18-24, 2018 | Apr 5-11, 2017 |
|---------------------------------------------------------------------------------------------------------------------------------|-----------------|----------------|
| Republicans in Congress have an obligation to support Donald Trump’s policies and programs because he is a Republican president | 39              | 43             |
| Republicans in Congress do NOT have an obligation to support Donald Trump’s policies and programs if they disagree with him     | 57              | 55             |
| Don’t know/Refused (VOL.)                                                                                                       | 4               | 2              |

**ASK ALL:**

EOFOL

As you may know, the Trump administration has issued a number of executive orders and actions since taking office. Would you say you have followed these executive actions... **[ROTATE RESPONSE OPTIONS 1-5/5-1]**

Jan 27-Feb 2,  
2025

|    |                    |
|----|--------------------|
| 10 | Extremely closely  |
| 21 | Very closely       |
| 43 | Somewhat closely   |
| 18 | Not too closely    |
| 7  | Not at all closely |
| 1  | No answer*         |

**ADDITIONAL QUESTIONS HELD FOR FUTURE RELEASE****ASK ALL:**

IMMIG\_DT\_APP

Thinking about the Trump administration's approach to immigration, do you approve or disapprove of the Trump administration doing each of the following? **[RANDOMIZE ITEMS; ROTATE RESPONSE OPTIONS 1-4/4-1]**

|        |                                                                                                                                                                           | <u>Strongly<br/>approve</u> | <u>Somewhat<br/>approve</u> | <u>Somewhat<br/>disapprove</u> | <u>Strongly<br/>disapprove</u> | <u>No<br/>answer*</u> |
|--------|---------------------------------------------------------------------------------------------------------------------------------------------------------------------------|-----------------------------|-----------------------------|--------------------------------|--------------------------------|-----------------------|
| MILBRD | Sending additional U.S. military forces to the U.S. border with Mexico<br>Jan 27-Feb 2, 2025                                                                              | 35                          | 23                          | 19                             | 22                             | 1                     |
| ASYLUM | Suspending applications for asylum from people seeking to live in the U.S.<br>Jan 27-Feb 2, 2025                                                                          | 21                          | 23                          | 25                             | 30                             | 1                     |
| DEPORT | Increasing efforts to deport people who are living in the U.S. illegally<br>Jan 27-Feb 2, 2025                                                                            | 35                          | 24                          | 20                             | 20                             | 1                     |
| CUTFND | Cutting federal funds for cities and states if they do not help federal efforts to deport people in their communities who are in the U.S. illegally<br>Jan 27-Feb 2, 2025 | 29                          | 18                          | 17                             | 35                             | 1                     |

**ASK ALL:**

DEPRT\_DEG

When it comes to deporting immigrants who are living in the U.S. illegally, would you say the Trump administration is doing... **[RANDOMIZE OPTIONS 1 AND 2 WITH 3 ALWAYS LAST]**

Jan 27-Feb 2,  
2025

|    |                        |
|----|------------------------|
| 44 | Too much               |
| 8  | Too little             |
| 47 | About the right amount |
| 1  | No answer*             |

**SHOW ALL:** As you may know, one of Donald Trump’s first executive actions was to issue pardons to people who were convicted of crimes related to the events at the U.S. Capitol on January 6, 2021.

From what you have read and heard...

**[RANDOMIZE ORDER OF JAN6PARDAPP\_NONVIOL AND JAN6PARDAPP\_VIOL AND DISPLAY ON SAME SCREEN]**

**ASK ALL:**

JAN6PARDAPP\_NONVIOL Do you approve or disapprove of Donald Trump pardoning people who were convicted of nonviolent crimes related to the events at the U.S. Capitol on January 6, 2021? **[ROTATE RESPONSE OPTIONS 1-4/4-1]**

Jan 27-Feb 2,  
2025  
26 Strongly approve  
20 Somewhat approve  
18 Somewhat disapprove  
36 Strongly disapprove  
1 No answer\*

**ASK ALL:**

JAN6PARDAPP\_VIOL Do you approve or disapprove of Donald Trump pardoning people who were convicted of violent crimes related to the events at the U.S. Capitol on January 6, 2021? **[ROTATE RESPONSE OPTIONS 1-4/4-1]**

Jan 27-Feb 2,  
2025  
11 Strongly approve  
14 Somewhat approve  
19 Somewhat disapprove  
55 Strongly disapprove  
1 No answer\*

**[DISPLAY JAN6PARDAPP\_JB AND JAN6CONFCM ON SAME PAGE AND DO NOT ROTATE]**

**ASK ALL:**

JAN6PARDAPP\_JB As you may know, one of Joe Biden’s last executive actions was to issue pardons to members of Congress and congressional staff who worked on the U.S. House committee that investigated the events at the U.S. Capitol on January 6, 2021, as well as to police officers who testified before that committee.

From what you have read and heard, do you approve or disapprove of Joe Biden pardoning these committee members, staff, and police officers?  
**[ROTATE RESPONSE OPTIONS 1-4/4-1]**

Jan 27-Feb 2,  
2025  
22 Strongly approve  
25 Somewhat approve  
21 Somewhat disapprove  
31 Strongly disapprove  
2 No answer\*

**ASK ALL:**

JAN6CONFCM\_MOD

And thinking back to the U.S. House committee's investigation, how confident are you that the committee's investigation into the events at the U.S. Capitol on January 6, 2021, was fair and reasonable?

Jan 27-Feb 2,

2025

|    |                      |
|----|----------------------|
| 24 | Very confident       |
| 25 | Somewhat confident   |
| 22 | Not too confident    |
| 27 | Not at all confident |
| 2  | No answer*           |

**TREND FOR COMPARISON:**

*How confident are you that the committee's investigation is fair and reasonable?*

|                      | Oct 10-16,<br><u>2022</u> | Jan 10-17,<br><u>2022</u> | Sep 13-19,<br><u>2021</u> |
|----------------------|---------------------------|---------------------------|---------------------------|
| Very confident       | 20                        | 15                        | 11                        |
| Somewhat confident   | 27                        | 29                        | 34                        |
| Not too confident    | 24                        | 28                        | 32                        |
| Not at all confident | 28                        | 26                        | 22                        |
| No answer            | 2                         | 1                         | 1                         |

**ADDITIONAL QUESTIONS HELD FOR FUTURE RELEASE****ASK ALL:**

PARTY In politics today, do you consider yourself a...

**ASK IF INDEP/SOMETHING ELSE (PARTY=3, 4 OR REFUSED):**

PARTYLN As of today do you lean more to...<sup>15</sup>

| <u>Republican</u> | <u>Democrat</u> | <u>Independent</u> | Something<br><u>else</u> | No<br><u>answer*</u> | <i>Lean<br/>Rep</i> | <i>Lean<br/>Dem</i> |
|-------------------|-----------------|--------------------|--------------------------|----------------------|---------------------|---------------------|
| 29                | 29              | 28                 | 13                       | 1                    | 19                  | 19                  |

<sup>15</sup> PARTY and PARTYLN asked in a prior survey.