

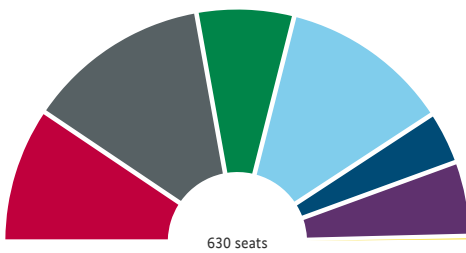
Germany

Choose Federal Land ▼

[Distribution of seats](#) [First votes](#) [Second votes](#) [Result table](#)

Distribution of seats








Bundestag election 2025, Germany
Provisional result



© The Federal Returning Officer, Wiesbaden 2025

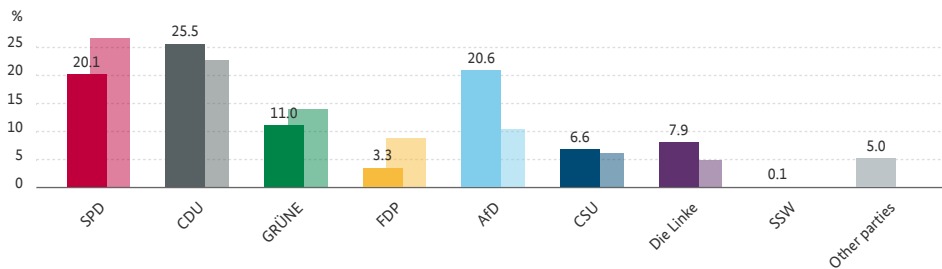
↓ SVG

Klicken oder tippen Sie auf den Graphen, um Einzelheiten zu den Gruppen anzusehen.

Political party	Seats	Difference on 2021
 SPD	120	-86
 CDU	164	+12
 GRÜNE	85	-33
 AFD	152	+69
 CSU	44	-1
 Die Linke	64	+25
 SSW	1	±0

First votes

Bundestag election 2025, Germany
Provisional result



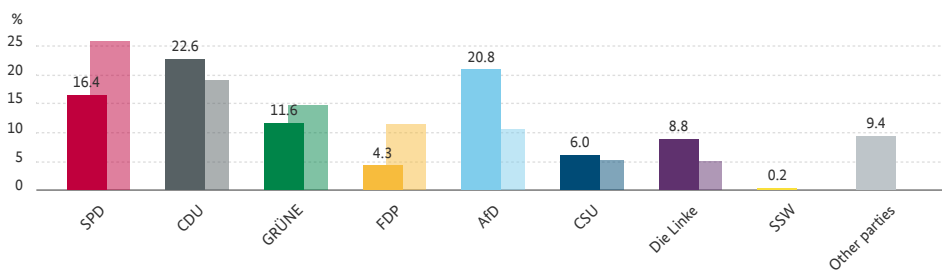
■ Bundestag election 2025 ■ Bundestag election 2021

© The Federal Returning Officer, Wiesbaden 2025

↓ SVG

Second votes

Bundestag election 2025, Germany
Provisional result



■ Bundestag election 2025 ■ Bundestag election 2021

© The Federal Returning Officer, Wiesbaden 2025

↓ SVG

Result table

Provisional result

Specification	First votes			Second votes		
	Number	%	Diff. on 2021 in p.p.	Number	%	Diff. on 2021 in p.p.
Persons entitled to vote	60,490,603	-	-	60,490,603	-	-
Voters	49,927,315	82.5	+6.2	49,927,315	82.5	+6.2
Invalid	429,129	0.9	-0.2	285,228	0.6	-0.3
Valid	49,498,186	99.1	+0.2	49,642,087	99.4	+0.3
<u>SPD</u>	9,934,614	20.1	-6.3	8,148,284	16.4	-9.3
<u>CDU</u>	12,601,967	25.5	+2.9	11,194,700	22.6	+3.6
<u>GRÜNE</u>	5,442,912	11.0	-2.9	5,761,476	11.6	-3.1
<u>FDP</u>	1,623,351	3.3	-5.4	2,148,878	4.3	-7.1
<u>AfD</u>	10,175,438	20.6	+10.4	10,327,148	20.8	+10.4
<u>CSU</u>	3,271,730	6.6	+0.6	2,963,732	6.0	+0.8
<u>Die Linke</u>	3,932,584	7.9	+3.0	4,355,382	8.8	+3.9
<u>FREIE WÄHLER</u>	1,254,488	2.5	-0.3	769,170	1.5	-0.9
<u>Tierschutzpartei</u>	82,485	0.2	-0.2	482,032	1.0	-0.5
<u>dieBasis</u>	41,903	0.1	-1.5	85,557	0.2	-1.2
<u>Die PARTEI</u>	122,386	0.2	-0.9	242,806	0.5	-0.5
<u>Team Todenhöfer</u>	9,757	0.0	±0.0	24,558	0.0	-0.4
<u>PIRATEN</u>	2,152	0.0	-0.1	13,809	0.0	-0.3
<u>Volt</u>	391,577	0.8	+0.6	355,146	0.7	+0.4
<u>ÖDP</u>	54,641	0.1	-0.2	49,730	0.1	-0.1
<u>SSW</u>	58,773	0.1	±0.0	76,126	0.2	±0.0
<u>Verjüngungsforschung</u>	-	-	±0.0	304	0.0	-0.1
<u>PdH</u>	1,873	0.0	±0.0	14,446	0.0	-0.1
<u>Bündnis C</u>	2,021	0.0	±0.0	11,784	0.0	-0.1
<u>BP</u>	5,784	0.0	-0.1	12,315	0.0	±0.0
<u>MLPD</u>	24,208	0.0	±0.0	19,876	0.0	±0.0
<u>MENSCHLICHE WELT</u>	-	-	±0.0	694	0.0	±0.0
<u>PdF</u>	1,282	0.0	-	21,377	0.0	±0.0
<u>SGP</u>	73	0.0	-	425	0.0	±0.0
<u>BüSo</u>	1,303	0.0	±0.0	719	0.0	±0.0
<u>BÜNDNIS DEUTSCHLAND</u>	88,046	0.2	-	79,012	0.2	-
<u>BSW</u>	299,226	0.6	-	2,468,670	4.972	-
<u>MERA25</u>	658	0.0	-	7,128	0.0	-
<u>WerteUnion</u>	2,844	0.0	-	6,803	0.0	-
Political groups/individual candidates	70,110	0.1	-0.2	-	-	-0.5

Results in Länder and in constituencies

[Baden-Württemberg](#)

[Bayern](#)

[Berlin](#)

[Brandenburg](#)

[Bremen](#)

[Hamburg](#)

[Hessen](#)

[Mecklenburg-Vorpommern](#)

[Niedersachsen](#)

[Nordrhein-Westfalen](#)

[Rheinland-Pfalz](#)

[Saarland](#)

[Sachsen](#)

[Sachsen-Anhalt](#)

[Schleswig-Holstein](#)

[Thüringen](#)

Contact

Contact form: <https://www.bundeswahlleiterin.de/contact>

Postal address

Die Bundeswahlleiterin
Statistisches Bundesamt
65180 Wiesbaden
Germany